

Classified for
"RESTRICTED USE"

GROUP

4

HERBICIDE



in New York State
under 6NYCRR Part 326

ACCEPTED FOR REGISTRATION
ONLY IN CONJUNCTION WITH

Garlon® 3A

NEW YORK STATE SPECIFIC
SUPPLEMENTAL LABELING
SLN NY-110005

JUNE 03 2025

HERBICIDE

Doc ID: 599971

New York State Department of
Environmental Conservation
Division of Materials Management
Pesticide Product Registration

For the control of woody plants, broadleaf weeds in range and pasture, forests and non-crop areas, including manufacturing and storage sites, rights-of-way such as electrical power lines, communication lines, pipelines, roadsides, railroads, fence rows, non-irrigation ditch banks, and around farm buildings; and applications to grazed areas, and establishment and maintenance of wildlife openings, and in Christmas tree plantations and aquatic sites.

For use in New York State, comply with Section 24(c) Special Local Need labeling for Garlon 3A, SLN NY-110005.

Active Ingredient:

Triclopyr: 2-[[3,5,6-trichloro-2-pyridinyl]oxy] acetic acid, triethylamine salt	44.4%
Other Ingredients	55.6%
Total	100.0%

Acid equivalent: triclopyr - 31.8% - 3 lb/gal

Keep Out of Reach of Children

DANGER PELIGRO

Si usted no entiende la etiqueta, busque a alguien para que se la explique a usted en detalle. (If you do not understand the label, find someone to explain it to you in detail.)

Agricultural Use Requirements

Use this product only in accordance with its labeling and with the Worker Protection Standard, 40 CFR Part 170. Refer to label booklet under "Agricultural Use Requirements" in the Directions for Use section for information about this standard.

First Aid

If in eyes: Hold eye open and rinse slowly and gently with water for 15-20 minutes. Remove contact lenses, if present, after the first 5 minutes, then continue rinsing eye. Call a poison control center or doctor for treatment advice.
If on skin or clothing: Take off contaminated clothing. Rinse skin immediately with plenty of water for 15-20 minutes. Call a poison control center or doctor for treatment advice.
If swallowed: Call a poison control center or doctor immediately for treatment advice. Have person sip a glass of water if able to swallow. Do not induce vomiting unless told to do so by a poison control center or doctor. Do not give anything by mouth to an unconscious person.

First Aid (Cont.)

Have the product container or label with you when calling a poison control center or doctor, or going for treatment. You may also contact 1-800-992-5994 for emergency medical treatment information.

Note to Applicator: Allergic skin reaction is not expected from exposure to spray mixtures of Garlon 3A herbicide when used as directed.

Note to Physician: Probable mucosal damage may contraindicate the use of gastric lavage.

Refer to inside of label booklet for additional precautionary information including Directions for Use.


Notice: Read the entire label. Use only according to label directions. **Before using this product, read Warranty Disclaimer, Inherent Risks of Use, and Limitation of Remedies at end of label booklet. If terms are unacceptable, return at once unopened.**

In case of emergency endangering health or the environment involving this product, call 1-800-992-5994.

Agricultural Chemical: Do not ship or store with food, feeds, drugs or clothing.

EPA Reg. No. 62719-37

EPA Est. 62719-MI-002
293342 2503
CD02-101-022



Scan for safety information in Spanish.
Escanee para la información de seguridad en español.

TM®Trademarks of Corteva Agriscience and its affiliated companies

Produced for
Corteva Agriscience LLC
9330 Zionsville Road
Indianapolis, IN 46268

NET CONTENTS 2.5 GAL



Precautionary Statements

Hazard to Humans and Domestic Animals

DANGER

Corrosive • Causes Irreversible Eye Damage • Harmful If Swallowed Or Absorbed Through Skin • Prolonged Or Frequently Repeated Skin Contact May Cause Allergic Reaction In Some Individuals

Do not get in eyes, on skin, or on clothing. Wash thoroughly after handling and before eating, drinking, chewing gum, using tobacco, or using the toilet. Remove and wash contaminated clothing before reuse.

Personal Protective Equipment (PPE)

Applicators and other handlers must wear:

- Long-sleeved shirt and long pants
- Shoes plus socks
- Protective eyewear
- Chemical resistant gloves (≥14 mils) such as butyl rubber, natural rubber, neoprene rubber or nitrile rubber

Discard clothing and other absorbent materials that have been drenched or heavily contaminated with this product's concentrate. Do not reuse them. Follow manufacturer's instructions for cleaning/maintaining PPE. If no such instructions for washables exist, use detergent and hot water. Keep and wash PPE separately from other laundry.

Engineering Controls

When handlers use closed systems, enclosed cabs, or aircraft in a manner that meets the requirements listed in the Worker Protection Standard (WPS) for agricultural pesticides (40 CFR 170.240(d)(4-6)), the handler PPE requirements may be reduced or modified as specified in the WPS.

User Safety Recommendations

Users should:

- Remove clothing/PPE immediately if pesticide gets inside. Then wash thoroughly and put on clean clothing.
- Remove PPE immediately after handling this product. Wash the outside of gloves before removing. As soon as possible, wash thoroughly and change into clean clothing.

First Aid

If in eyes: Hold eye open and rinse slowly and gently with water for 15-20 minutes. Remove contact lenses, if present, after the first 5 minutes, then continue rinsing eye. Call a poison control center or doctor for treatment advice.

If on skin or clothing: Take off contaminated clothing. Rinse skin immediately with plenty of water for 15-20 minutes. Call a poison control center or doctor for treatment advice.

If swallowed: Call a poison control center or doctor immediately for treatment advice. Have person sip a glass of water if able to swallow. Do not induce vomiting unless told to do so by a poison control center or doctor. Do not give anything by mouth to an unconscious person.

First Aid (Cont.)

Have the product container or label with you when calling a poison control center or doctor, or going for treatment. You may also contact 1-800-992-5994 for emergency medical treatment information.

Note to Applicator: Allergic skin reaction is not expected from exposure to spray mixtures of Garlon 3A herbicide when used as directed.

Note to Physician: Probable mucosal damage may contraindicate the use of gastric lavage.

Environmental Hazards

Do not contaminate water when cleaning equipment or disposing of equipment washwaters. Under certain conditions, treatment of aquatic weeds can result in oxygen depletion or loss due to decomposition of dead plants, which may contribute to fish suffocation. This loss can cause fish suffocation. Therefore, to minimize this hazard, do not treat more than one-third to one-half of the water area in a single operation and wait at least 10 to 14 days between treatments. Begin treatment along the shore and proceed outwards in bands to allow fish to move into untreated areas. Consult with the State agency for fish and game before applying to public water to determine if a permit is needed.

This chemical has properties and characteristics associated with chemicals detected in groundwater. The use of this chemical in areas where soils are permeable, particularly where the water table is shallow, may result in groundwater contamination.

Physical or Chemical Hazards

Combustible. Do not use or store the product near heat or open flame.

Directions for Use

It is a violation of Federal law to use this product in a manner inconsistent with its labeling.

Read all Directions for Use carefully before applying.

Do not apply this product in a way that will contact workers or other persons, either directly or through drift. Only protected handlers may be in the area during application. For any requirements specific to your state or tribe, consult the agency responsible for pesticide regulation

Agricultural Use Requirements

Use this product only in accordance with its labeling and with the Worker Protection Standard, 40 CFR Part 170. This Standard contains requirements for the protection of agricultural workers on farms, forests, nurseries, and greenhouses, and handlers of agricultural pesticides. It contains requirements for training, decontamination, notification, and emergency assistance. It also contains specific instructions and exceptions pertaining to the statements on this label about personal protective equipment (PPE), and restricted-entry interval. The requirements in this box only apply to uses of this product that are covered by the Worker Protection Standard.

Do not enter or allow worker entry into treated areas during the restricted entry interval (REI) of 48 hours.

Agricultural Use Requirements (Cont.)

PPE required for early entry to treated areas that is permitted under the Worker Protection Standard and that involves contact with anything that has been treated, such as plants, soil, or water, is:

- Coveralls
- Shoes plus socks
- Protective eyewear
- Chemical-resistant gloves (≥14 mils) such as butyl rubber, natural rubber, neoprene rubber or nitrile rubber

Non-Agricultural Use Requirements

The requirements in this box apply to uses of this product that are NOT within the scope of the Worker Protection Standard for Agricultural Pesticides (40 CFR Part 170). The WPS applies when this product is used to produce agricultural plants on farms, forests, nurseries, or greenhouses.

Entry Restrictions for Non-WPS Uses: For applications to non-cropland areas, do not allow entry into areas until sprays have dried, unless applicator and other handler PPE is worn.

Storage and Disposal

Do not contaminate water, food, or feed by storage and disposal. Open dumping is prohibited.

Pesticide Storage: Store above 28°F or agitate before use.

Pesticide Disposal: Wastes resulting from the use of this product must be disposed of on site or at an approved waste disposal facility.

Container Handling: Nonrefillable container. Do not reuse or refill this container. Offer for recycling if available or puncture and dispose of in a sanitary landfill, or by incineration, or by other procedures allowed by state and local authorities.

Triple rinse or pressure rinse container (or equivalent) promptly after emptying. **Triple rinse** as follows: Empty the remaining contents into application equipment or a mix tank and drain for 10 seconds after the flow begins to drip. Fill the container 1/4 full with water and recap. Shake for 10 seconds. Pour rinsate into application equipment or a mix tank or store rinsate for later use or disposal. Drain for 10 seconds after the flow begins to drip. Repeat this procedure two more times.

Pressure rinse as follows: Empty the remaining contents into application equipment or a mix tank and continue to drain for 10 seconds after the flow begins to drip. Hold container upside down over application equipment or mix tank or collect rinsate for later use or disposal. Insert pressure rinsing nozzle in the side of the container, and rinse at about 40 psi for at least 30 seconds. Drain for 10 seconds after the flow begins to drip.

Product Information

Use Garlon® 3A specialty herbicide for the control of woody plants and broadleaf weeds in range and pasture, forests and non-crop areas including manufacturing and storage sites, rights-of-way such as electrical power lines, communication lines, pipelines, roadsides, railroads, fence rows, non-irrigation ditch banks, and around farm buildings, and applications to grazed areas, and establishment and maintenance of wildlife openings, and in Christmas tree plantations and aquatic sites.

Obtain Required Permits: Consult with appropriate state or local water authorities before applying this product to public waters. State or local public agencies may require permits.

Use Precautions

It is permissible to treat non-irrigation ditch banks, seasonally dry wetlands (such as flood plains, deltas, marshes, swamps, or bogs), and transitional areas between upland and lowland sites.

When making applications to control unwanted plants on banks or shorelines of moving water sites, minimize overspray to open water.

Use Restrictions

For use in New York State, comply with Section 24(c) Special Local Need labeling for Garlon 3A, SLN NY-110005.

Chemigation: Do not apply this product through any type of irrigation system.

Do not apply Garlon 3A directly to, or otherwise permit it to come into direct contact with, grapes, tobacco, vegetable crops, flowers, or other desirable broadleaf plants. Do not permit spray mists containing Garlon 3A to drift onto such plants.

Do not apply to salt water bays or estuaries.

Do not apply directly to un-impounded rivers or streams.

Do not apply on ditches or canals currently being used to transport irrigation water or that will be used for irrigation within 4 months following treatment. It is permissible to treat irrigation and non-irrigation ditch banks.

Do not apply where runoff water may flow onto agricultural land as injury to crops may result.

Do not apply with a mistblower.

Water treated with Garlon 3A may not be used for irrigation purposes for 120 days after application or until residue levels of Garlon 3A are determined by laboratory analysis, or other appropriate means of analysis, to be 1 ppb or less.

Seasonal Irrigation Waters: Garlon 3A may be applied during the off-season to surface waters that are used for irrigation on a seasonal basis provided that there is a minimum of 120 days between applying Garlon 3A and the first use of treated water for irrigation purposes, or until residue levels of Garlon 3A are determined by laboratory analysis, or other appropriate means of analysis, to be 1 ppb or less.

Irrigation Canals/Ditches: Do not apply Garlon 3A to irrigation canals/ditches unless the 120-day restriction on irrigation water usage can be observed or residue levels of Garlon 3A are determined by laboratory analysis, or other appropriate means of analysis, to be 1 ppb or less.

Maximum Use Rates

- Apply no more than 6 lb ae of triclopyr (2 gallons of Garlon 3A) per acre per year on aquatic sites.
- Apply no more than 2 lb ae of triclopyr (2/3 gallon of Garlon 3A) per acre per growing season on range and pasture sites, including rights-of-way, fence rows or any area where grazing or harvesting of hay is allowed.
- On forestry sites, Garlon 3A may be used at rates up to 6 lb ae of triclopyr (2 gallons of Garlon 3A) per acre per year.

- For all terrestrial use sites other than range, pasture, forestry sites, and grazed/hayed areas, the maximum application rate is 9 lb ae of triclopyr (3 gallons of Garlon 3A) per acre per year.

Precautions for Potable Water Intakes for Emerged Aquatic Weed Control

See chart below for specific setback distances near functioning potable water intakes. **Note:** Existing potable water intakes which are no longer in use, such as those replaced by potable water wells or connections to a municipal water system, are not considered to be functioning potable water intakes. These setback restrictions do not apply to terrestrial applications made adjacent to potable water intakes.

Garlon 3A Application Rate				
Area Treated	2 qt/acre	4 qt/acre	6 qt/acre	8 qt/acre
(acres)	Setback Distance (ft)			
4	0	200	400	500
>4 - 8	0	200	700	900
>8 - 16	0	200	700	1000
>16	0	200	900	1300

To apply Garlon 3A around and within the distances noted above from a functioning potable water intake, the intake must be turned off until the triclopyr level in the intake water is determined to be 0.4 parts per million (ppm) or less by laboratory analysis or immunoassay.

Recreational Use of Water in Treatment Area: There are no restrictions on use of water in the treatment area for recreational purposes, including swimming and fishing.

Livestock Use of Water from Treatment Area: There are no restrictions on livestock consumption of water from the treatment area.

Grazing and Haying Restrictions

Grazing green forage:

- There are no grazing restrictions for livestock or dairy animals on treated areas.

Haying (harvesting of dried forage)

- Do not harvest hay for 14 days after application.

Slaughter Restrictions: During the season of application, withdraw livestock from grazing treated grass at least 3 days before slaughter.

Avoiding Injurious Spray Drift

Make applications only when there is little or no hazard from spray drift. Small quantities of spray, which may not be visible, may seriously injure susceptible plants. Do not spray when wind is blowing toward susceptible crops or ornamental plants that are near enough to be injured. It is suggested that a continuous smoke column at or near the spray site or a smoke generator on the spray equipment be used to detect air movement, lapse conditions, or temperature inversions (stable air). If the smoke layers or indicates a potential of hazardous spray drift, do not spray.

Aerial Application: For aerial application on rights-of-way or other areas near susceptible crops, apply through a Microfoil[†] or Thru-Valve boom[†], or use an agriculturally labeled drift control additive. Other drift reducing systems or thickened sprays prepared by using high viscosity inverting systems may be used if they are made as drift-free as mixtures containing agriculturally labeled thickening agents or applications made with the Microfoil or Thru-Valve boom. Keep spray pressures low enough to provide coarse spray droplets. Spray boom should be no longer than 3/4 of the rotor length. Do not use a thickening agent with the Microfoil or Thru-Valve booms, or other systems that cannot accommodate thick sprays. Spray only when the wind velocity is low (follow state regulations). Avoid application during air inversions. If a spray thickening agent is used, follow all use recommendations and precautions on the product label.

[†]Reference within this label to a particular piece of equipment produced by or available from other parties is provided without consideration for use by the reader at its discretion and subject to the reader's independent circumstances, evaluation, and expertise. Such reference by Corteva Agriscience is not intended as an endorsement of such equipment, shall not constitute a warranty (express or implied) of such equipment, and is not intended to imply that other equipment is not available and equally suitable. Any discussion of methods of use of such equipment does not imply that the reader should use the equipment other than is advised in directions available from the equipment's manufacturer. The reader is responsible for exercising its own judgment and expertise, or consulting with sources other than Corteva Agriscience, in selecting and determining how to use its equipment.

Spray Drift Management

Avoiding spray drift at the application site is the responsibility of the applicator. The interaction of many equipment and weather related factors determine the potential for spray drift. The applicator and the grower are responsible for considering all these factors when making decisions.

The following drift management requirements must be followed to avoid off-target drift movement from aerial applications:

- The distance of the outer most operating nozzles on the boom must not exceed 3/4 the length of the rotor.
- Nozzles must always point backward parallel with the air stream and never be pointed downwards more than 45 degrees.

Where states have more stringent regulations, they must be observed.

The applicator should be familiar with and take into account the information covered in the following Aerial Drift Reduction Advisory. [This information is advisory in nature and does not supersede mandatory label requirements.]

Aerial Drift Reduction Advisory

Information on Droplet Size: The most effective way to reduce drift potential is to apply large droplets. The best drift management strategy is to apply the largest droplets that provide sufficient coverage and control. Applying larger droplets reduces drift potential, but will not prevent drift if applications are made improperly, or under unfavorable environmental conditions (see Wind, Temperature and Humidity, and Temperature Inversions).

Controlling Droplet Size:

- **Volume** - Use high flow rate nozzles to apply the highest practical spray volume. Nozzles with higher rated flows produce larger droplets.
- **Pressure** - Do not exceed the nozzle manufacturer's recommended pressures. For many nozzle types, lower pressure produces larger droplets. When higher flow rates are needed, use higher flow rate nozzles instead of increasing pressure.
- **Number of Nozzles** - Use the minimum number of nozzles that provide uniform coverage.
- **Nozzle Orientation** - Orienting nozzles so that the spray is released parallel to the airstream produces larger droplets than other orientations and is the recommended practice. Significant deflection from horizontal will reduce droplet size and increase drift potential.
- **Nozzle Type** - Use a nozzle type that is designed for the intended application. With most nozzle types, narrower spray angles produce larger droplets. Consider using low-drift nozzles. Solid stream nozzles oriented straight back produce the largest droplets and the lowest drift.

Boom Length: For some use patterns, reducing the effective boom length to less than 3/4 of the rotor length may further reduce drift without reducing swath width.

Application Height: Applications should not be made at a height greater than 10 feet above the top of the largest plants unless a greater height is required for aircraft safety. Making applications at the lowest height that is safe reduces exposure of droplets to evaporation and wind.

Swath Adjustment: When applications are made with a crosswind, the swath will be displaced downwind. Therefore, on the up and downwind edges of the field, the applicator must compensate for this displacement by adjusting the path of the aircraft upwind. Swath adjustment distance should increase, with increasing drift potential (higher wind, smaller drops, etc.).

Wind: Drift potential is lowest between wind speeds of 2 to 10 mph. However, many factors, including droplet size and equipment type, determine drift potential at any given speed. Application should be avoided below 2 mph due to variable wind direction and high inversion potential. **Note:** Local terrain can influence wind patterns. Every applicator should be familiar with local wind patterns and how they affect spray drift.

Temperature and Humidity: When making applications in low relative humidity, set up equipment to produce larger droplets to compensate for evaporation. Droplet evaporation is most severe when conditions are both hot and dry.

Temperature Inversions: Applications should not occur during a local, low level temperature inversion because drift potential is high. Temperature inversions restrict vertical air mixing, which causes small suspended droplets to remain in a concentrated cloud. This cloud can move in unpredictable directions due to the light variable winds common during inversions. Temperature inversions are characterized by increasing temperatures with altitude and are common on nights with limited cloud cover and light to no wind. They begin to form as the sun sets and often continue into the morning. Their presence can be indicated by ground fog; however, if fog is not present, inversions can also be identified by the movement of the smoke from a ground source or an aircraft smoke generator. Smoke that layers and moves

laterally in a concentrated cloud (under low wind conditions) indicates an inversion, while smoke that moves upward and rapidly dissipates indicates good vertical air mixing.

Sensitive Areas: The pesticide should only be applied when the potential for drift to adjacent sensitive areas (e.g., residential areas, bodies of water, known habitat for threatened or endangered species, non-target crops) is minimal (e.g., when wind is blowing away from the sensitive areas).

Ground Equipment: To aid in reducing spray drift, Garlon 3A should be used in thickened (high viscosity) spray mixtures using an agriculturally labeled drift control additive, high viscosity invert system, or equivalent as directed by the manufacturer. With ground equipment, spray drift can be reduced by keeping the spray boom as low as possible; by applying 20 gallons or more of spray per acre; by keeping the operating spray pressures at the lower end of the manufacturer's recommended pressures for the specific nozzle type used (low pressure nozzles are available from spray equipment manufacturers); and by spraying when wind velocity is low (follow state regulations). In hand-gun applications, select the minimum spray pressure that will provide adequate plant coverage (without forming a mist). Do not apply with nozzles that produce a fine-droplet spray.

High Volume Leaf-Stem Treatment: To minimize spray drift, do not use pressure exceeding 50 psi at the spray nozzle and keep sprays no higher than brush tops. An agriculturally labeled thickening agent may be used to reduce drift.

Weed Resistance Management:

Triclopyr, the active ingredient in this product, is a Group 4 herbicide based on the mode of action classification system of the Weed Science Society of America. Any weed population may contain or develop plants resistant to Group 4 herbicides. Resistant weeds may dominate the weed population if these herbicides are used repeatedly in the same field. Such resistant weed plants may not be effectively managed using Group 4 herbicides but may be effectively managed utilizing other herbicides alone or in mixtures from a different herbicide Groups that are labeled for control of these weeds and/or by using cultural or mechanical practices. However, a herbicide mode of action classification by itself may not adequately address specific weeds that are resistant to specific herbicides. Consult your local company representative, state cooperative extension service, professional consultants or other qualified authorities to determine appropriate actions for treating specific resistant weeds.

Best Management Practices:

Proactively implementing diversified weed control strategies to minimize selection for weed populations resistant to one or more herbicides is recommended. A diversified weed management program may include the use of multiple herbicides with different modes of action and overlapping weed spectrum with or without tillage operations and/or other cultural practices. Research has demonstrated that using the labeled rate and directions for use is important to delay the selection for resistant weeds. Scouting after a herbicide application is important because it can facilitate the early identification of weed shifts and/or weed resistance and thus provide direction on future weed management practices. One of the best ways to contain resistant weed populations is to implement measures to avoid allowing weeds to reproduce by seed or to proliferate vegetatively. Cleaning

equipment between sites and avoiding movement of plant material between sites will greatly aid in reducing the spread of resistant weed seed.

Plants Controlled

Woody Plant Species

alder	dogwood	salt cedar ²
arrowwood	elderberry	salmonberry
ash	elm	sassafras
aspen	gallberry	scotch broom
Australian pine	hazel	sumac
bear clover (bearmat)	hornbeam	sweetbay magnolia
beech	Kudzu ¹	sweetgum
birch	locust	sycamore
blackberry	madrone	tanoak
blackgum	maples	thimbleberry
Brazilian pepper	mulberry	tulip poplar
cascara	oaks	waxmyrtle
ceanothus	persimmon	western hemlock
cherry	pine	wild rose
chinquapin	poison ivy	willow
choke cherry	poison oak	winged elm
cottonwood	poplar	
crataegus (hawthorn)	salt-bush	
Douglas fir	(<i>Baccharis</i> spp.)	

¹ For complete control, re-treatment may be necessary.

² Use cut surface treatments for best results.

Annual and Perennial Broadleaf Weeds

bindweed	lambsquarter	Spanish needles/ common beggarticks
burdock	Mexican petunia	tansy ragwort
Canada thistle	plantain	tropical soda apple
chicory	purple loosestrife	vetch
curly dock	ragweed	wedelia
dandelion	smartweed	wild lettuce
field bindweed		

Purple Loosestrife (*Lythrum salicaria*)

Purple loosestrife can be controlled with foliar applications of Garlon 3A. For broadcast applications, use a minimum of 4 1/2 to 6 lb ae of triclopyr (6 to 8 quarts of Garlon 3A) per acre. Apply Garlon 3A when purple loosestrife is at the bud to mid-flowering stage of growth. Follow-up applications for control of regrowth should be made the following year in order to achieve increased control of this weed species. For all applications, a non-ionic surfactant should be added to the spray mixture. Follow all directions and use precautions on the label of the surfactant. Thorough wetting of the foliage and stems is necessary to achieve satisfactory control. A minimum spray volume of 50 gallons per acre is needed for ground broadcast applications.

If using a backpack sprayer, a spray mixture containing 1% to 1.5% Garlon 3A or 5 to 7.6 fl oz of Garlon 3A per 4 gallons of water should be used. All purple loosestrife plants should be thoroughly wetted.

Application Methods

Use Garlon 3A at rates of 3/4 to 9 lb ae of triclopyr (1/4 to 3 gallons of Garlon 3A) per acre to control broadleaf

weeds and woody plants. In all cases, use the amount specified in enough water to give uniform and complete coverage of the plants to be controlled. Use only water suitable for spraying. Use an agriculturally labeled non-ionic surfactant for all foliar applications. When using surfactants, follow the use directions and precautions listed on the surfactant manufacturer's label. Use the higher concentrations of surfactant in the spray mixture when applying lower spray volumes per acre. The order of addition to the spray tank is water, spray thickening agent (if used), additional herbicide (if used), and Garlon 3A. Surfactant should be added to the spray tank last or as recommended on the product label. If combined with emulsifiable concentrate herbicides, moderate continuous adequate agitation is required.

Before using any recommended tank mixtures, read the directions and all use precautions on both labels. **Note:** If tank mixing with Rodeo® herbicide, mix the Garlon 3A with at least 75% of the total spray volume desired and ensure that Garlon 3A is well mixed before adding the Rodeo to avoid incompatibility.

For best results, apply when woody plants and weeds are actively growing. When hard to control species such as ash, blackgum, choke cherry, elm, maples, oaks, pines, or winged elm are prevalent and during applications made in late summer when the plants are mature and during drought conditions, use the higher rates of Garlon 3A alone or in combination with Tordon® 101 Mixture specialty herbicide. (Tordon 101 Mixture is a restricted use pesticide. See product label.) Tordon 101 Mixture is not registered for use in the states of California and Florida.

When using Garlon 3A in combination with 2,4-D 3.8 lb amine, like DMA 4 IVM, or low volatile ester herbicides, generally the higher rates should be used for satisfactory brush control.

Use the higher dosage rates when brush approaches an average of 15 feet in height or when the brush covers more than 60% of the area to be treated. If lower rates are used on hard to control species, resprouting may occur the year following treatment.

On sites where easy to control brush species dominate, rates less than those listed may be effective. Consult State or Local Extension personnel for such information.

Foliage Treatment With Ground Equipment High Volume Foliage Treatment

For control of woody plants, use Garlon 3A at the rate of 3 to 9 lb ae of triclopyr (1 to 3 gallons of Garlon 3A) per 100 gallons of spray solution, or Garlon 3A at 3/4 to 3 lb ae of triclopyr (1 to 4 quarts of Garlon 3A) may be tank mixed with 2,4-D amine, like DMA 4 IVM, or low volatile ester or Tordon 101 Mixture and diluted to make 100 gallons of spray solution. Apply at a volume of 100 to 400 gallons of total spray per acre depending upon size and density of woody plants. Coverage should be thorough to wet all leaves, stems, and root collars. (See Use Precautions and Restrictions.) Do not exceed maximum allowable use rates per acre (see table below). Tordon 101 Mixture is not registered for use in the states of California and Florida.

Maximum Labeled Rate versus Spray Volume per Acre

Total Spray Volume (gal/acre)	Maximum Rate of Garlon 3A		
	Range and Pasture Sites ¹ (gal/100 gal of spray)	Forestry Sites ² (gal/100 gal of spray)	Other Non-Cropland Sites ³ (gal/100 gal of spray)
400	Do not use	0.5	0.75
300	Do not use	0.67	1
200	Do not use	1	1.5
100	0.67	2	3
50	1.33	4	6
40	1.67	5	7.5
30	2.33	6.65	10
20	3.33	10	15
10	6.67	20	30

¹ Do not exceed the maximum use rate of 2 lb ae of triclopyr (2/3 gal of Garlon 3A)/acre/year.

² Do not exceed the maximum use rate of 6 lb ae of triclopyr (2 gal of Garlon 3A)/acre/year.

³ Do not exceed the maximum use rate of 9 lb ae of triclopyr (3 gal of Garlon 3A)/acre/year on non-cropland use sites other than rangeland, pasture, forestry, and grazed/hayed areas.

Low Volume Foliage Treatment

To control susceptible woody plants, apply up to 15 lb ae of triclopyr (5 gallons of Garlon 3A) in 10 to 100 gallons of finished spray. The maximum volume of the finish spray applied to an acre is limited by the maximum use rate per site type (See Maximum Use Rates section - Range and Pasture, Grazing, Haying sites 2 lb ae, Forestry sites 6 lb ae, and all other sites 9 lb ae triclopyr). The spray concentration of Garlon 3A and total spray volume per acre should be adjusted according to the size and density of target woody plants and kind of spray equipment used. With low volume sprays, use sufficient spray volume to obtain uniform coverage of target plants including the surfaces of all foliage, stems, and root collars (see General Use Precautions and Restrictions). For best results, a surfactant should be added to all spray mixtures. Match equipment and delivery rate of spray nozzles to height and density of woody plants. When treating tall, dense brush, a truck mounted spray gun with spray tips that deliver up to 2 gallons per minute at 40 to 60 psi may be required. Backpack or other types of specialized spray equipment with spray tips that deliver less than 1 gallon of spray per minute may be appropriate for short, low to moderate density brush.

Tank Mixing: As a low volume foliar spray, up to 9 lb ae of triclopyr (3 gallons of Garlon 3A) may be applied in tank mix combination with Tordon K or Tordon 101 Mixture in 10 to 100 gallons of finished spray. The maximum volume of the finish spray applied to an acre is limited by the maximum use rate per site type (See Maximum Use Rates section - Range and Pasture, Grazing, Haying sites 2 lb ae, Forestry sites 6 lb ae, and

all other sites 9 lb ae triclopyr). Tordon 101 Mixture and Tordon K are not registered for use in the states of California and Florida.

When applying this product in tank mix combination, follow all applicable use directions, precautions and limitations on each manufacturer's label. **Note:** If tank mixing with Rodeo® herbicide, mix the Garlon 3A with at least 75% of the total spray volume desired and ensure that Garlon 3A is well mixed before adding the Rodeo to avoid incompatibility.

Broadcast Applications With Ground Equipment

Apply using equipment that will assure uniform coverage of the spray volumes applied. To improve spray coverage, add an agriculturally labeled non-ionic surfactant as described later under Directions for Use. See Maximum Labeled Rate versus Spray Volume per Acre table above for relationship between mixing rate, spray volume and maximum application rate.

Woody Plant Control

Foliage Treatment: Use 6 to 9 lb ae of triclopyr (2 to 3 gallons of Garlon 3A) in enough water to make 20 to 100 gallons of total spray per acre or 1 1/2 to 3 lb ae of triclopyr (1/2 to 1 gallon of Garlon 3A) may be combined with 2,4-D amine, like DMA 4 IVM, or low volatile esters or Tordon 101 Mixture in sufficient water to make 20 to 100 gallons of total spray per acre. Tordon 101 Mixture is not registered for use in the states of California and Florida.

Broadleaf Weed Control

Use Garlon 3A at rates of 1 to 4 1/2 lb ae of triclopyr (1/3 to 1 1/2 gallons of Garlon 3A) in a total volume of 20 to 100 gallons of water per acre. Apply any time during the growing season. Garlon 3A at 1 to 3 lb ae of triclopyr (1/3 to 1 gallon of Garlon 3A) may be tank mixed with Tordon K, Tordon 101 Mixture or 2,4-D amine, like DMA 4 IVM, or low volatile herbicides to improve the spectrum of activity. Tordon 101 Mixture and Tordon K are not registered for use in the states of California and Florida.

Aerial Application (Helicopter Only)

Aerial sprays should be applied using suitable drift control. (See Use Precautions and Restrictions.) Add an agriculturally labeled non-ionic surfactant as described under Directions for Use. See Maximum Labeled Rate versus Spray Volume per Acre table above for relationship between mixing rate, spray volume and maximum application rate.

Foliage Treatment (Non-Grazed Rights-of-Way)

Non-grazed areas: Use 6 to 9 lb ae of triclopyr (2 to 3 gallons of Garlon 3A) or 3 to 4 1/2 lb ae of triclopyr (1 to 1 1/2 gallons of Garlon 3A) in a tank mix combination with 2,4-D amine, like DMA 4 IVM, or low volatile esters or Tordon 101 Mixture, and apply in a total spray volume of 10 to 30 gallons per acre. Use the higher rates and volumes when plants are dense or under drought conditions. Tordon 101 Mixture is not registered for use in the states of California and Florida.

Interspersed areas in non-grazed rights-of-ways that may be subject to grazing may be spot treated if the treated area comprises no more than 10% of the total grazable area.

Cut Surface Treatments

Individual plant treatments such as basal bark and cut surface applications may be used on any use site listed on this label

at a maximum use rate of 2.67 gallons of Garlon 3A (8 lb ae of triclopyr) per acre. These types of applications are made directly to ungrazed parts of plants and, therefore, are not restricted by the grazing maximum rate of 2/3 of a gallon of Garlon 3A (2 lb ae of triclopyr) per acre.

To control unwanted trees of hardwood species such as elm, maple, oak and conifers in labeled sites, apply Garlon 3A, either undiluted or diluted in a 1 to 1 ratio with water, as directed below.

With Tree Injector Method

Apply by injecting 1/2 milliliter of undiluted Garlon 3A or 1 milliliter of the diluted solution through the bark at intervals of 3 to 4 inches between centers of the injector wound. The injections should completely surround the tree at any convenient height. **Note: No Worker Protection Standard worker entry restrictions or worker notification requirements apply when this product is injected directly into plants.**

With Hack and Squirt Method

Make cuts around the tree trunk at a convenient height with a hatchet or similar equipment so that the cuts overlap slightly and make a continuous circle around the trunk. Spray 1/2 milliliter of undiluted Garlon 3A or 1 milliliter of the diluted solution into the pocket created between the bark and the inner stem/trunk by each cut.

With Frill or Girdle Method

Make a single girdle through the bark completely around the tree at a convenient height. The frill should allow for the herbicide to remain next to the inner stem and absorb into the plant. Wet the cut surface with undiluted or diluted solution.

Both of the above methods may be used successfully at any season except during periods of heavy sap flow of certain species - for example, maples.

Stump Treatment

Spray or paint the cut surfaces of freshly cut stumps and stubs with undiluted Garlon 3A. The cambium area next to the bark is the most vital area to wet.

Forest Management Applications

For best control from broadcast applications of Garlon 3A, use a spray volume which will provide thorough plant coverage. Recommended spray volumes are usually 10 to 25 gallons per acre by air or 10 to 100 gallons per acre by ground. To improve spray coverage of spray volumes less than 50 gallons per acre, add an agriculturally labeled non-ionic surfactant as described under Directions for Use. Application systems should be used to prevent hazardous drift to off-target sites. Nozzles or additives that produce larger droplets of spray may require higher spray volumes to maintain brush control.

Forest Site Preparation (Not for Conifer Release)

Use up to 6 lb ae of triclopyr (2 gallons of Garlon 3A) and apply in a total spray volume of 10 to 30 gallons per acre or Garlon 3A at 3 to 4 1/2 lb ae of triclopyr (1 to 1 1/2 gallons of Garlon 3A) may be used with Tordon 101 Mixture or 2,4-D low volatile ester in a tank mix combination in a total spray volume of 10 to 30 gallons per acre. Use a non-ionic agricultural surfactant for all foliar applications as described under Directions for Use. Tordon 101 Mixture is not registered for use in the states of California and Florida.

Note: Conifers planted sooner than one month after treatment with Garlon 3A at less than 4 lb ae of triclopyr (1 1/3 gallons of Garlon 3A) per acre or sooner than two months after treatment at 4 to 6 lb ae of triclopyr (1 1/3 to 2 gallons of Garlon 3A) per acre may be injured. When tank mixtures of herbicides are used for forest site preparation, labels for all products in the mixture must be consulted and the longest recommended waiting period before planting observed.

Directed Spray Applications for Conifer Release

To release conifers from competing hardwoods such as red maple, sugar maple, striped maple, sweetgum, red and white oaks, ash, hickory, alder, birch, aspen, and pin cherry, mix 3 to 6 lb ae of triclopyr (1 to 2 gallons of Garlon 3A) in enough water to make 100 gallons of spray mixture. To improve spray coverage, add an agriculturally labeled non-ionic surfactant as described under Directions for Use. The spray mixture should be directed onto foliage of competitive hardwoods using knapsack or backpack sprayers with flat fan nozzles or equivalent any time after hardwoods have reached full leaf size, but before autumn coloration. The majority of treated hardwoods should be less than 6 feet in height to ensure adequate spray coverage. Care should be taken to direct spray away from contact with conifer foliage, particularly foliage of desirable pines.

Note: Spray may cause temporary damage and growth suppression where contact with conifers occurs; however, injured conifers should recover and grow normally. Over-the-top spray applications can kill pines.

Broadcast Applications for Conifer Release in the Northeastern United States

To release spruce, fir, red pine and white pine from competing hardwoods, such as red maple, sugar maple, striped maple, alder, birch (white, yellow or gray), aspen, ash, pin cherry and *Rubus* spp. and perennial and annual broadleaf weeds, use Garlon 3A at rates of 1 1/2 to 3 lb ae of triclopyr (2 to 4 quarts of Garlon 3A) per acre alone or with 2,4-D amine, like DMA 4 IVM, or 2,4-D ester to provide no more than 4 lb ae per acre from both products. Apply in late summer or early fall after conifers have formed their over wintering buds and hardwoods are in full leaf and prior to autumn coloration.

Broadcast Applications for Douglas-Fir Release in the Pacific Northwest and California

To release Douglas-fir from susceptible competing vegetation such as broadleaf weeds, alder, blackberry or Scotch broom, apply Garlon 3A at 1 to 1 1/2 lb ae of triclopyr (1 1/3 to 2 quarts of Garlon 3A) per acre alone or in combination with 4 lb per acre of atrazine. Mix all sprays in a water carrier with a non-ionic surfactant. Apply in early spring after hardwoods begin growth and before Douglas fir bud break ("early foliar" hardwood stage) or after Douglas fir seasonal growth has "hardened off" (set winter buds) in late summer, but while hardwoods are still actively growing. When treating after Douglas fir bud set, apply prior to onset of autumn coloration in hardwood foliage.

Note: Treatments applied during active Douglas fir shoot growth (after spring bud break and prior to bud set) may cause injury to Douglas fir trees.

Christmas Tree Plantations

Use Garlon 3A for the control of woody plants and annual and perennial broadleaf weeds in established Christmas tree

plantations. For best results, apply when woody plants and weeds are actively growing. Garlon 3A does not control weeds which have not emerged at the time of application. If lower rates are used on hard to control woody species, resprouting may occur the year following treatment. Brush over 8 feet tall is difficult to treat efficiently using hand equipment such as backpack or knapsack sprayers. When treating large brush or trees or hard to control species such as ash, blackgum, choke cherry, elm, hazel, madrone, maples, oaks or sweetgum, and for applications made during drought conditions or in late summer when the leaves are mature, use the higher rates of Garlon 3A or use cut surface application methods. For foliar applications, apply in enough water to give uniform and complete coverage of the plants to be controlled. Applications made under drought conditions may provide less than desirable results.

Use Precautions:

- Newly seeded turf (alleyways, etc.) should be mowed two or three times before any treatment with Garlon 3A.

Use Restrictions:

- Do not use on newly seeded grass until well established as indicated by vigorous growth and development of secondary root system and tillering
- Do not reseed Christmas tree areas treated with Garlon 3A for a minimum of three weeks after application.
- Do not use Garlon 3A if legumes, such as clover, are present and injury cannot be tolerated.

Spray Preparation

The order of addition to the spray tank is water, drift control agent (if used), non-ionic agricultural surfactant and Garlon 3A. Continue moderate agitation while mixing and spraying. Use a non-ionic agricultural surfactant for all applications. When using surfactants, follow use directions and precautions listed on the manufacturer's label. Use the higher recommended concentrations of surfactant in the spray mixture when applying lower spray volumes per acre. **Note:** If tank mixing with Rodeo herbicide, mix the Garlon 3A with at least 75% of the total spray volume desired and ensure that Garlon 3A is well mixed before adding the Rodeo to avoid incompatibility.

Application

Apply in late summer or early autumn after terminal growth of Christmas trees has hardened off, but before leaf drop of, target weeds. Apply at a rate of 3/4 to 1 3/4 lb ae of triclopyr (2 to 5 pints of Garlon 3A) per acre as a foliar spray directed toward the base of Christmas trees. Use sufficient spray volume to provide uniform coverage of target plants (20 to 100 gallons per acre). **Do not apply with 2,4-D.** Application rates of Garlon 3A directed for Christmas trees will only suppress some well established woody plants that are greater than 2 to 3 years old (see table below). Broadcast sprays may also be applied in bands between the rows of planted trees. Use spray equipment that will assure uniform coverage of the desired spray volume.

Spray solution from Garlon 3A can cause needle and branch injury to Christmas trees. To minimize injury to Christmas trees, direct sprays so as to minimize contact with foliage. Blue spruce, white spruce, balsam fir and Fraser fir are less susceptible to injury than white pine and Douglas fir.

Restriction: Apply Garlon 3A only to established Christmas trees that were planted at least one full year prior to application.

Application Rates and Species Controlled:

Garlon 3A		
2 pints/acre (3/4 lb ae of triclopyr)	3 to 4 pints/acre (1 1/2 lb ae of triclopyr)	5 pints/acre (1 3/4 lb ae of triclopyr)
clover dandelion dock, curly lambquarters lespedeza plantain, broadleaf plantain, buckhorn ragweed, common vetch	bindweed, field (TG) blackberry ¹ chicory (s) fireweed ivy, ground lettuce, wild oxalis poison ivy smartweed (TG) thistle, Canada (TG) violet, wild Virginia creeper ¹	arrowwood (SDL) aspens beech (SDL) birch (SDL) chinquapin cottonwood (SDL) elderberry grape, wild mulberry (SDL) poplar (SDL) sassafras (SDL) sumac (SDL) sycamore (SDL)

(TG) Top growth control, retreatment may be necessary

(S) Suppression

(SDL) Seedlings less than 2 to 3 years old

¹ Use 4 pint per acre rate

Directed Applications

To control hardwoods such as red maple, sugar maple, striped maple, sweetgum, red and white oaks, ash, alder, birch, aspen, and pin cherry, mix 4 to 20 fl oz of Garlon 3A in enough water to make 3 gallons of spray mixture. For directed applications, do not exceed 6 lb ae of triclopyr (2 gallons of Garlon 3A) per acre per year. To improve coverage, add a non-ionic agricultural surfactant to the spray. This spray mixture should be directed onto foliage of competitive hardwoods using knapsack or backpack sprayers with flat fan nozzles or equivalent any time after hardwoods have reached full leaf size, but before autumn coloration (when plants are actively growing). The majority of treated hardwoods should be less than 8 feet in height to ensure adequate spray coverage. **Note:** To prevent Christmas tree injury, care should be taken to direct spray away from contact with Christmas tree foliage.

Cut Surface Treatments

When treating large brush or trees or hard to control species such as ash, blackgum, choke cherry, elm, hazel, madrone, maples, oaks, salt cedar or sweetgum, and for applications made during drought conditions or in late summer when the leaves are mature, use cut surface treatments. (See directions for Cut Surface Treatments in preceding section of this label.)

Wetland Sites in Forests and Non-Crop Areas

Garlon 3A may be used within forests and non-crop sites to control target vegetation in and around standing water sites, such as marshes, wetlands, and the banks of ponds and lakes and transition areas between upland and lowland sites.

For control of woody plants and broadleaf weeds in these sites, follow use directions and application methods on this label for forestry and non-cropland sites.

Use Precautions:

Minimize overspray to open water when treating target vegetation in and around non-flowing, quiescent or transient water. When making applications to control unwanted plants on banks or shorelines of flowing water, minimize overspray to open water. **Note:** Consult local public water control authorities before applying this product in and around public water. Permits may be required to treat such areas.

Terms and Conditions of Use

If terms of the following Warranty Disclaimer, Inherent Risks of Use, and Limitation of Remedies are not acceptable, return unopened package at once to the seller for a full refund of purchase price paid. To the extent permitted by law, otherwise, use by the buyer or any other user constitutes acceptance of the terms under Warranty Disclaimer, Inherent Risks of Use and Limitations of Remedies.

Warranty Disclaimer

Corteva Agriscience warrants that this product conforms to the chemical description on the label and is reasonably fit for the purposes stated on the label when used in strict accordance with the directions, subject to the inherent risks set forth below. To the extent permitted by law, Corteva Agriscience **MAKES NO OTHER EXPRESS OR IMPLIED WARRANTY OF MERCHANTABILITY OR FITNESS FOR A PARTICULAR PURPOSE OR ANY OTHER EXPRESS OR IMPLIED WARRANTY.**

Inherent Risks of Use

It is impossible to eliminate all risks associated with use of this product. Plant injury, lack of performance, or other unintended consequences may result because of such factors as use of the product contrary to label instructions (including conditions noted on the label, such as unfavorable temperature, soil conditions,

etc.), abnormal conditions (such as excessive rainfall, drought, tornadoes, hurricanes), presence of other materials, the manner of application, or other factors, all of which are beyond the control of Corteva Agriscience or the seller. All such risks shall be assumed by buyer.

Limitation of Remedies

To the extent permitted by law, the exclusive remedy for losses or damages resulting from this product (including claims based on contract, negligence, strict liability, or other legal theories), shall be limited to, at Corteva Agriscience's election, one of the following:

1. Refund of purchase price paid by buyer or user for product bought, or
2. Replacement of amount of product used.

Corteva Agriscience shall not be liable for losses or damages resulting from handling or use of this product unless Corteva Agriscience is promptly notified of such loss or damage in writing. To the extent permitted by law, in no case shall Corteva Agriscience be liable for consequential or incidental damages or losses.

The terms of the Warranty Disclaimer, Inherent Risks of Use, and this Limitation of Remedies cannot be varied by any written or verbal statements or agreements. No employee or sales agent of Corteva Agriscience or the seller is authorized to vary or exceed the terms of the Warranty Disclaimer or this Limitation of Remedies in any manner.

TMTrademarks of Corteva Agriscience and its affiliated companies

EPA accepted 02/25/16

NOTES



Garlon® 3A

HERBICIDE

For the control of woody plants, broadleaf weeds in range and pasture, forests and non-crop areas, including manufacturing and storage sites, rights-of-way such as electrical power lines, communication lines, pipelines, roadsides, railroads, fence rows, non-irrigation ditch banks, and around farm buildings; and applications to grazed areas, and establishment and maintenance of wildlife openings, and in Christmas tree plantations and aquatic sites.

For use in New York State, comply with Section 24(c) Special Local Need labeling for Garlon 3A, SLN NY-110005.

Active Ingredient:

Triclopyr - 2-[(3,5,6-trichloro-2-pyridinyl)oxy] acetic acid, triethylamine salt	44.4%
Other Ingredients	55.6%
Total	100.0%

Acid equivalent: triclopyr - 31.8% - 3 lb/gal

Keep Out of Reach of Children

DANGER PELIGRO

Si usted no entiende la etiqueta, busque a alguien para que se la explique a usted en detalle. (If you do not understand the label, find someone to explain it to you in detail.)

Agricultural Use Requirements

Use this product only in accordance with its labeling and with the Worker Protection Standard, 40 CFR Part 170. Refer to label booklet under "Agricultural Use Requirements" in the Directions for Use section for information about this standard.

First Aid

If in eyes: Hold eye open and rinse slowly and gently with water for 15-20 minutes. Remove contact lenses, if present, after the first 5 minutes, then continue rinsing eye. Call a poison control center or doctor for treatment advice.

If on skin or clothing: Take off contaminated clothing. Rinse skin immediately with plenty of water for 15-20 minutes. Call a poison control center or doctor for treatment advice.

If swallowed: Call a poison control center or doctor immediately for treatment advice. Have person sip a glass of water if able to swallow. Do not induce vomiting unless told to do so by a poison control center or doctor. Do not give anything by mouth to an unconscious person.

First Aid (Cont.)

Have the product container or label with you when calling a poison control center or doctor, or going for treatment. You may also contact 1-800-992-5994 for emergency medical treatment information.

Note to Applicator: Allergic skin reaction is not expected from exposure to spray mixtures of Garlon 3A herbicide when used as directed.

Note to Physician: Probable mucosal damage may contraindicate the use of gastric lavage.

Refer to inside of label booklet for additional precautionary information including Directions for Use.


Notice: Read the entire label. Use only according to label directions. Before using this product, read Warranty Disclaimer, Inherent Risks of Use, and Limitation of Remedies at end of label booklet. If terms are unacceptable, return at once unopened.

In case of emergency endangering health or the environment involving this product, call 1-800-992-5994.

Agricultural Chemical: Do not ship or store with food, feeds, drugs or clothing.

EPA Reg. No. 62719-37

EPA Est. 62719-MI-002
293342 2503
CD02-101-022



Scan for safety information in Spanish.
Escanee para la información de seguridad en español.

™/®Trademarks of Corteva Agriscience and its affiliated companies

Produced for
Corteva Agriscience LLC
9330 Zionsville Road
Indianapolis, IN 46268

NET CONTENTS 2.5 GAL



(01) 0 06 62974 04861 9



Contents In Plastic
Do Not Cut To Open



HERBICIDE

For the control of woody plants, broadleaf weeds in range and pasture, forests and non-crop areas, including manufacturing and storage sites, rights-of-way such as electrical power lines, communication lines, pipelines, roadsides, railroads, fence rows, non-irrigation ditch banks, and around farm buildings; and applications to grazed areas, and establishment and maintenance of wildlife openings, and in Christmas tree plantations and aquatic sites.

For use in New York State, comply with Section 24(c) Special Local Need labeling for Garlon 3A, SLN NY-110005.

Active Ingredient:

Triclopyr: 2-[(3,5,6-trichloro-2-pyridinyl)oxy]acetic acid, triethylamine salt.....	44.4%
Other Ingredients.....	55.6%
Total.....	100.0%

Acid equivalent: triclopyr - 31.8% - 3 lb/gal

Keep Out of Reach of Children
DANGER PELIGRO

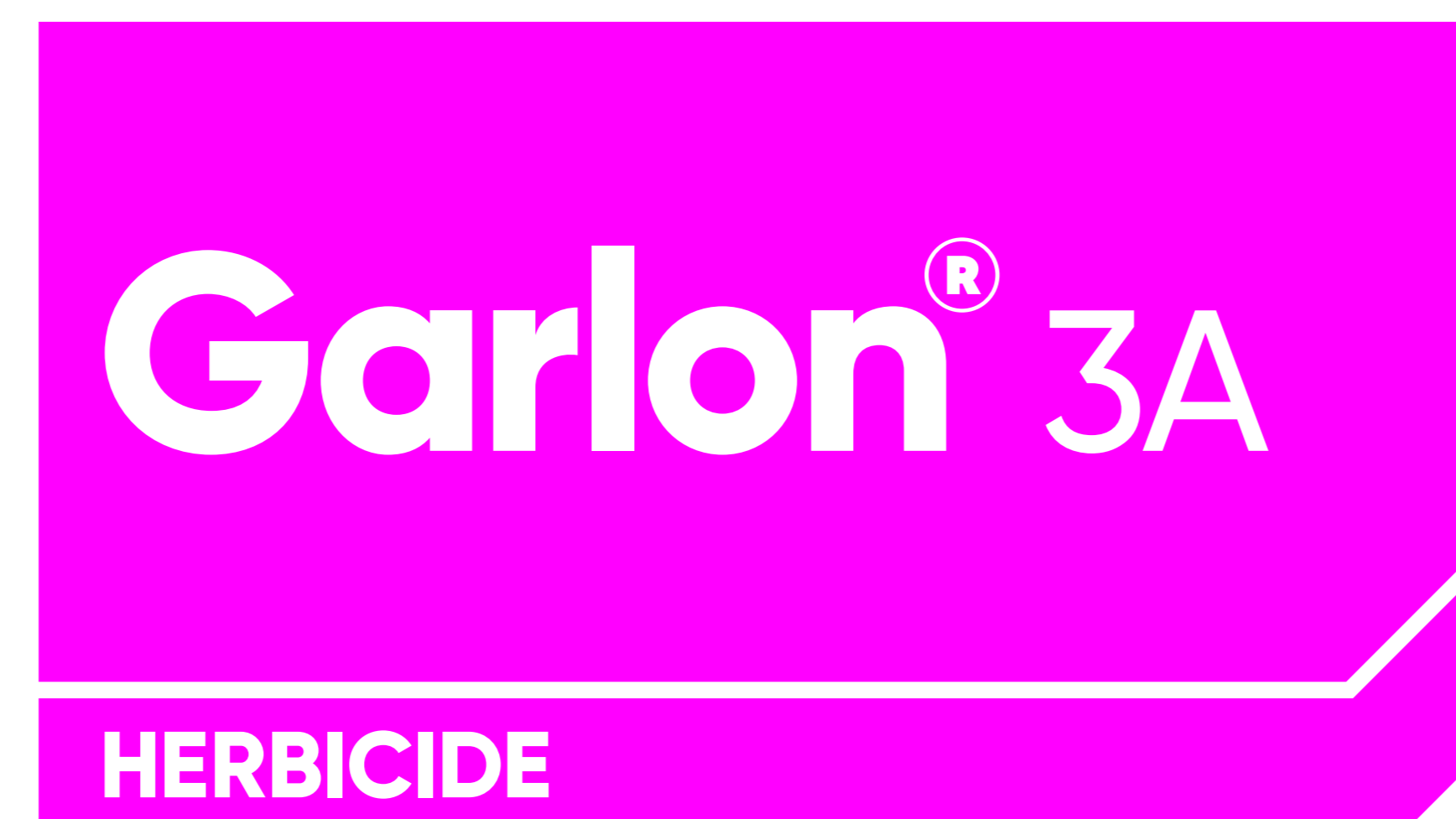
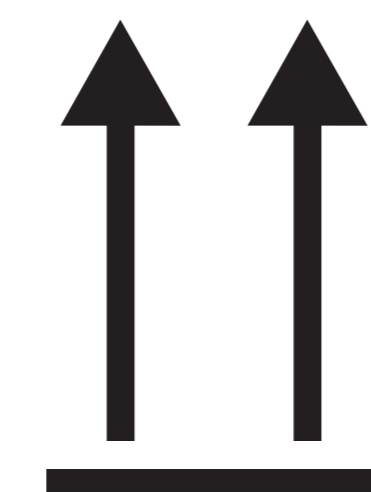
Si usted no entiende la etiqueta, busque a alguien para que se la explique a usted en detalle. (If you do not understand the label, find someone to explain it to you in detail.)

Agricultural Use Requirements
Use this product only in accordance with its labeling and with the Worker Protection Standard, 40 CFR Part 170. Refer to label booklet under "Agricultural Use Requirements" in the Directions for Use section for information about this standard.

First Aid
If in eyes: Hold eye open and rinse slowly and gently with water for 15-20 minutes. Remove contact lenses, if present, after the first 5 minutes, then continue rinsing eye. Call a poison control center or doctor for treatment advice.
If on skin or clothing: Take off contaminated clothing. Rinse skin immediately with plenty of water for 15-20 minutes. Call a poison control center or doctor for treatment advice.

GROUP 4 HERBICIDE

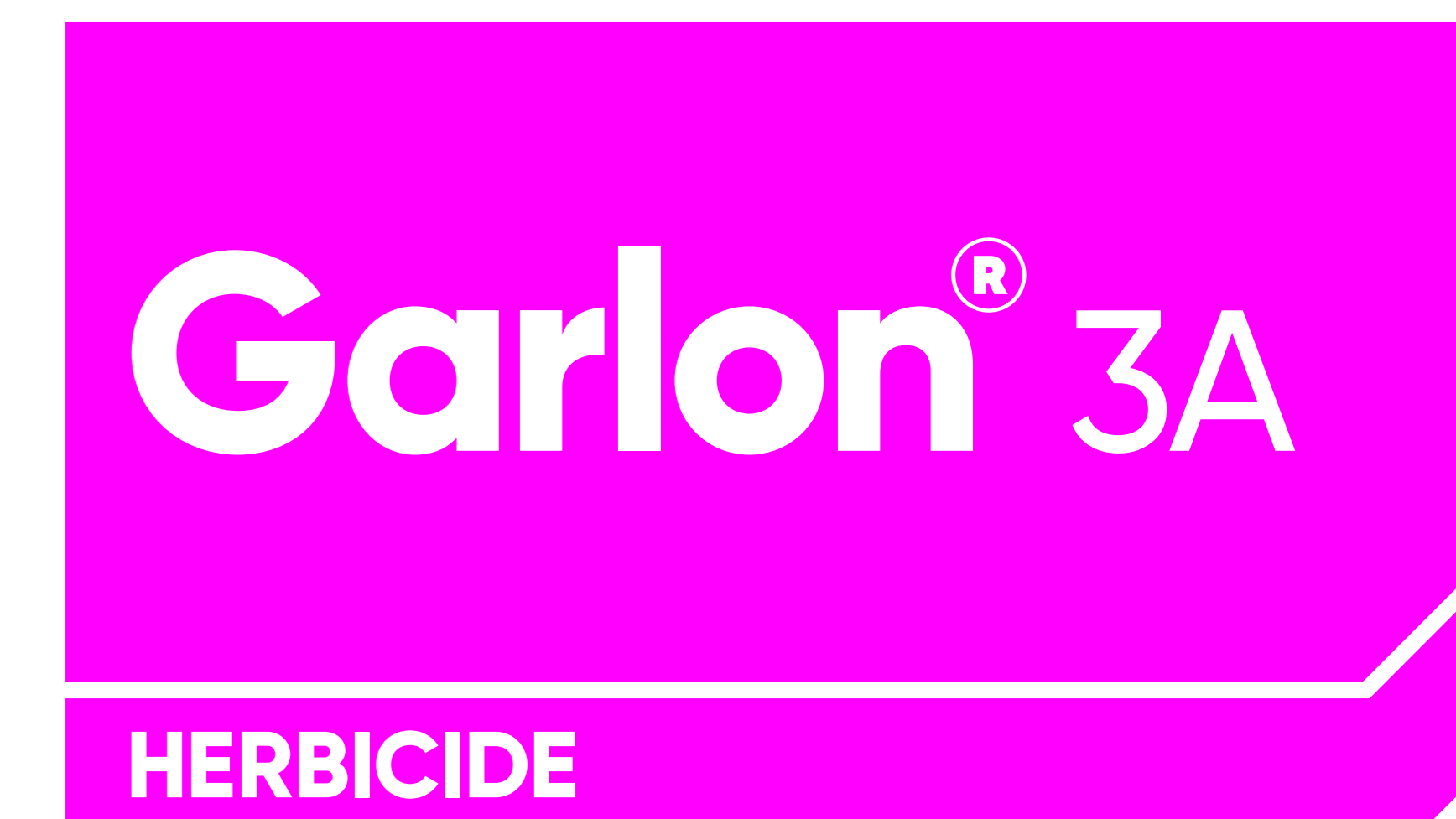

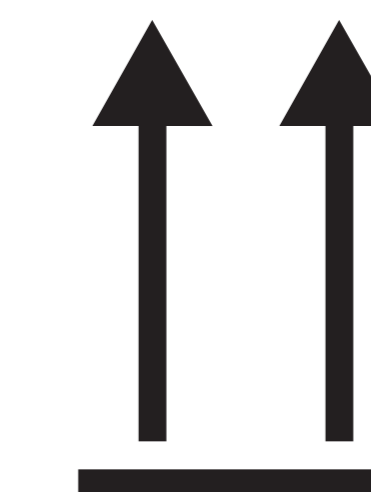
5009834



2 X 2.5 GAL



5009834



2 X 2.5 GAL


First Aid (Cont.)
If swallowed: Call a poison control center or doctor immediately for treatment advice. Have person sip a glass of water if able to swallow. Do not induce vomiting unless told to do so by a poison control center or doctor. Do not give anything by mouth to an unconscious person. Have the product container or label with you when calling a poison control center or doctor, or going for treatment. You may also contact 1-800-992-5994 for emergency medical treatment information.
Note to Applicator: Allergic skin reaction is not expected from exposure to spray mixtures of Garlon 3A herbicide when used as directed.
Note to Physician: Probable mucosal damage may contraindicate the use of gastric lavage.

Refer to inside of label booklet for additional precautionary information including Directions for Use.

Notice: Read the entire label. Use only according to label directions. Before using this product, read Warranty Disclaimer, Inherent Risks of Use, and Limitation of Remedies at end of label booklet. If terms are unacceptable, return at once unopened.

In case of emergency endangering health or the environment involving this product, call 1-800-992-5994.

Agricultural Chemical: Do not ship or store with food, feeds, drugs or clothing.
EPA Reg. No. 62719-37 EPA Est. 62719-MI-002 CD02-101-022



Scan for safety information in Spanish.
Escanee para la información de seguridad en español.

™®Trademarks of Corteva Agriscience and its affiliated companies

Produced for
Corteva Agriscience LLC
9330 Zionsville Road
Indianapolis, IN 46268