

Cambistat®

Active Ingredient:

Paclobutrazol: (R*, R*)-(±)-b-[(4-chlorophenyl)
Methyl]-a-(1,1-dimethylethyl)-
1H-1,2,4-triazole-1-ethanol 22.3%

Other Ingredients 77.7%

Total 100.0%

Contains 2 lbs. active ingredient per gallon

EPA Reg. No. 74779-3
EPA Est. No. 63416-MN-001

KEEP OUT OF REACH
OF CHILDREN

CAUTION

See additional precautionary
statements and directions for
use inside booklet.

Si usted no entiende la
etiqueta, busque a alguien
para que se la explique a
usted en detalle. (If you do
not understand the label,
find someone to explain it
to you in detail.)



Distributed by:

Rainbow Treecare Scientific Advancements
11571 K-Tel Drive
Minnetonka, MN 55343

for technical support call toll-free
1-877-272-6747

PEEL BACK BOOK HERE AND RESEAL AFTER OPENING

Classified for
“RESTRICTED USE”
in New York State
under 6NYCRR Part 326

ACCEPTED
FOR REGISTRATION

Dec 8, 2010

New York State Department
of Environmental Conservation
Division of Materials Management
Pesticide Product Registration

Doc id: 525069

PF-2840-4

PROOF

THIS PROOF IS TO BE CHECKED FOR ACCURACY

Please review and approve **Text, Spelling, Copy Placement, Size, Shape, Colors, Unwind, and Dieline.**

Authorized signature accepts responsibility for accuracy of all copy, color break and artwork. Cimarron Label is not liable for any discrepancies subsequently identified.

PLEASE NOTE: Due to color variance between printers/monitors, the colors represented by this proof cannot be deemed accurate. Please refer to a color matching system such as the Pantone Matching System for a truer representation of spot colors. **THIS PROOF IS NOT ACCURATE FOR COLOR-MATCH.**

WE CANNOT PROCESS THIS ORDER WITHOUT AN AUTHORIZED SIGNATURE

ARTWORK IS APPROVED

REVISED PROOF NEEDED

Signed _____

Date _____

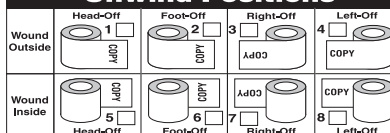
Please Return To: _____



4201 North Westport Avenue, Sioux Falls, South Dakota 57107
Phone: (605) 978-0451 • Fax: (605) 978-0463

Please indicate the correct unwind position

Unwind Positions



PROOF DATE: September 2, 2010

CUSTOMER: Rainbow Treecare

JOB NUMBER: 46183

LABEL SIZE: 5.0" x 6.0"

LEAFLET FLAT SIZE: 5.0" x 36.3125"

LEAFLET FOLDED SIZE: 5.0" x 5.25"

LABEL COLORS: BLACK VARNISH

LEAFLET "IN" COLORS: BLACK

LEAFLET "OUT" COLORS: BLACK CYAN

MAGENTA YELLOW

dieline does not print

FIRST AID

If Swallowed	<ul style="list-style-type: none"> • Call a poison control center or doctor immediately for treatment advice. • Have person sip a glass of water if able to swallow. • Do not induce vomiting unless told to do so by a poison control center or doctor. • Do not give anything by mouth to an unconscious person.
If on Skin or Clothing	<ul style="list-style-type: none"> • Take off contaminated clothing. • Rinse skin immediately with plenty of water for 15 – 20 minutes. • Call a poison control center or doctor for treatment advice.
If in Eyes	<ul style="list-style-type: none"> • Hold eye open and rinse slowly and gently with water for 15 – 20 minutes. • Remove contact lenses, if present, after the first 5 minutes, then continue rinsing eye. • Call a poison control center or doctor for treatment advice.

Have the product container or label with you when calling a poison control center or doctor or going for treatment.

Hotline Number For 24 hour medical emergency assistance (human or animal) or chemical emergency assistance (spill, leak, or accident) Call CHEMTREC at **1-800-424-9300**

PRECAUTIONARY STATEMENTS

HAZARDS TO HUMANS AND DOMESTIC ANIMALS

CAUTION

Harmful if swallowed or absorbed through the skin.
Avoid contact with skin, eyes, or clothing.

Personal Protective Equipment (PPE)

Some materials that are chemical-resistant to this product are listed below. If you want more options, follow the instructions for category F on an EPA chemical-resistance category selection chart.

Applicators and other handlers must wear:

- Long-sleeved shirt and long pants
- Chemical-resistant gloves made of any waterproof material
- Shoes plus socks

Applicators and other handlers are also recommended to wear protective eyewear.

Follow manufacturer's instructions for cleaning/maintaining PPE. If no such instructions for washables, use detergent and hot water. Keep and wash PPE separately from other laundry.

User Safety Recommendations

Users should:

- Wash hands before eating, drinking, chewing gum, using tobacco or using the toilet.
- Remove clothing immediately if pesticide gets inside. Then wash thoroughly and put on clean clothing.
- Remove PPE immediately after handling this product. Wash the outside of gloves before removing. As soon as possible, wash thoroughly and change into clean clothing.

Environmental Hazards

Do not apply directly to water, to areas where surface water is present or to intertidal areas below the mean high water mark. Do not contaminate water when cleaning equipment or disposing of equipment washwater.

Physical or Chemical Hazards

Do not use or store near heat or open flame.

DIRECTIONS FOR USE

It is a violation of Federal law to use this product in a manner inconsistent with its labeling.

FAILURE TO FOLLOW THE USE DIRECTIONS AND PRECAUTIONS ON THIS LABEL MAY RESULT IN PLANT INJURY OR LESS THAN OPTIMAL GROWTH REDUCTION.

advice.

center or doctor.

30 minutes.

Continue rinsing eye.

For or going for

For chemical emer-

424-9300

Equipment (PPE)

Resistant to this
If you want more options,
look for F on an EPA
selection chart.

Users must wear:

Protective pants
Protective shoe of any water-

Shirts are also recom-
mended wear.

Follow manufacturer's instructions for cleaning/maintaining PPE. If no such instructions for washables, use detergent and hot water. Keep and wash PPE separately from other laundry.

User Safety Recommendations

Users should:

- Wash hands before eating, drinking, chewing gum, using tobacco or using the toilet.
- Remove clothing immediately if pesticide gets inside. Then wash thoroughly and put on clean clothing.
- Remove PPE immediately after handling this product. Wash the outside of gloves before removing. As soon as possible, wash thoroughly and change into clean clothing.

Environmental Hazards

Do not apply directly to water, to areas where surface water is present or to intertidal areas below the mean high water mark. Do not contaminate water when cleaning equipment or disposing of equipment washwater.

Physical or Chemical Hazards

Do not use or store near heat or open flame.

DIRECTIONS FOR USE

It is a violation of Federal law to use this product in a manner inconsistent with its labeling.

FAILURE TO FOLLOW THE USE DIRECTIONS AND PRECAUTIONS ON THIS LABEL MAY RESULT IN PLANT INJURY OR LESS THAN OPTIMAL GROWTH REDUCTION.

Do not apply this product in a way that will contact workers or other persons, either directly or through drift. Only protected handlers may be in the area during application. For any requirements specific to your State or Tribe, consult the agency responsible for pesticide regulation.

GENERAL INFORMATION

Cambistat is a plant growth regulator that slows the vegetative growth of plants by inhibiting gibberellin biosynthesis. Cambistat is designed to gently and predictably slow the growth of trees. A single application provides a long lasting reduction of vegetative growth, effectively extending the trimming cycle of trees and reducing the amount of woody growth that must be removed. In addition, use of Cambistat may cause other plant growth effects that are beneficial for trees such as increased root density, improved drought and heat resistance, and higher tolerance to insects and diseases. Cambistat will also benefit trees that are too large for their growing site and increase the longevity of trees growing in stressful environments. Cambistat may be applied by soil injection or basal soil drench.

Cambistat may be used on utility rights-of-way, residential areas, urban areas, and other non-crop areas.

Indications of Tree Response:

Cambistat is readily absorbed by plant roots and is translocated to the actively growing points. Initially, an intense greening of the foliage may occur in response to Cambistat treatment. Long-term effects include: shortened internodes and smaller, thicker leaves. Visible

results may be seen in as little as 2 months but complete growth reduction may take as long as a year or more.

GENERAL USE PRECAUTIONS

- Apply at recommended rates and follow all label precautions.
- Non-fruit or nut bearing trees that are not listed on this label may be treated if all other label precautions are followed.
- The degree and duration of Cambistat application can be affected by local soil and environmental conditions. Carefully read and follow label instructions to ensure effectiveness.
- Retreat every 3 years or wait until the effect of the previous application subsides.
- Heavily compacted soils around trees may be vertical mulched, aerated or receive other soil compaction treatments for Cambistat to effectively promote root growth.
- Localized stunting or injury of turfgrass or other non-target plants immediately adjacent to treatment site may occur if Cambistat flows into the application site.
- Avoid Cambistat basal drench applications on slopes and other areas where treated soil may be washed away from the base of the tree by rainfall or irrigation.
- Shrubs and/or herbaceous ornamentals near treated trees may be affected if their roots enter the treatment zone.

t in a way that will contact
 , either directly or through
 dlers may be in the area dur-
 equirements specific to your
 : agency responsible for pesti-

INFORMATION

th regulator that slows the
 ts by inhibiting gibberellin
 s designed to gently and pre-
 of trees. A single application
 duction of vegetative growth,
 trimming cycle of trees and
 woody growth that must be
 : of Cambistat may cause
 s that are beneficial for trees
 nsity, improved drought and
 er tolerance to insects and
 also benefit trees that are too
 e and increase the longevity
 ful environments. Cambistat
 jection or basal soil drench.

in utility rights-of-way,
 eas, and other non-crop areas.

Response:

rbed by plant roots and is
 ily growing points. Initially, an
 pliage may occur in response
 .ong-term effects include:
 | smaller, thicker leaves. Visible

results may be seen in as little as 2 months but measur-
 ble growth reduction may take as long as a year to
 occur.

GENERAL USE PRECAUTIONS

- Apply at recommended rates and follow safety precautions.
- Non-fruit or nut bearing trees that are not specified on this label may be treated if all other label directions are followed.
- The degree and duration of Cambistat applications can be affected by local soil and environmental conditions. Carefully read and follow label instructions to ensure effectiveness.
- Retreat every 3 years or wait until the effects from the previous application subside.
- Heavily compacted soils around trees may need to be vertical mulched, aerated or receive other remedial soil compaction treatments for Cambistat to effectively promote root growth.
- Localized stunting or injury of turfgrass or other non-target plants immediately adjacent to the treatment site may occur if Cambistat flows off of the application site.
- Avoid Cambistat basal drench applications on inclines and other areas where treated soil is likely to be washed away from the base of the tree by rainfall or irrigation.
- Shrubs and/or herbaceous ornamentals next to treated trees may be affected if their roots extend into the treatment zone.

- Do not treat sugar maple trees that will be tapped for sugar within one year.
- Do not treat fruit or nut trees that will be harvested within one year.
- Do not treat severely stressed trees or trees in rapid decline.
- Do not apply Cambistat through any irrigation system.

DOSING

It is important to apply the proper dose to the tree you are treating. Use the following steps to determine the required dose:

1. Correctly identify the tree species.
2. Measure tree diameter at breast height (DBH). (See determining DBH)
3. Locate the correct dosage rate category for your species (See tables 2 and 3).
4. Locate the amount of material to use based on the category and DBH of your species (See tables 4 and 5).
5. Determine if any rate reductions are necessary (See Dosage Reduction Considerations).

DETERMINING DBH

Single Stem: Measure the standard DBH of the tree at 4' 6" above the soil.

Multiple Individual Trees Growing in Close

Proximity: For trees that have grown close together, measure the DBH of each stem and treat each tree

individually. You may need to make rat-
 to the overlapping canopies (See Dosa-
 Considerations). Also, because of close
 trees, it may be necessary to apply Ca
 perimeter of clumped trees.

Multi-stem Split Below DBH: For a tr-
 ple stems splitting below DBH, measu-
 narrowest point between the root flare

Stem Clusters: For trees that are grow-
 together to be treated as individual tre-
 DBH of each stem and add the measu-
 You may need to make rate reductions
 ping canopies (see Dosage Reduction)
 Also, because of close proximity of tre-
 essary to apply Cambistat to outer per-
 clumped trees.

Tree Splits at DBH: For a tree that sp-
 more stems at DBH, measure and add
 the stems and measure the narrowest
 split. Take the average of these values

DOSAGE REDUCTION CONSIDERATIONS

Canopy Missing: Look at the canopy o-
 compare it to a "normal" canopy for th-
 ter. For example, if a tree is missing lar-
 from storm damage or utility line clear-
 necessary to estimate the percentage c-
 and subtract this percentage from the i-
 i.e. subtract 30% from dosage if 30% is
 the canopy.



jar maple trees that will be tapped one year.
it or nut trees that will be harvested
erely stressed trees or trees in rapid

ambistat through any irrigation

DOSING

apply the proper dose to the tree
Use the following steps to determine
:

fy the tree species.

diameter at breast height (DBH).
g DBH)

ect dosage rate category for your
oles 2 and 3).

unt of material to use based on the
BH of your species (See tables 4

y rate reductions are necessary (See
ion Considerations).

IG DBH

asure the standard DBH of the tree
: soil.

al Trees Growing in Close

es that have grown close together,
of each stem and treat each tree

individually. You may need to make rate reductions due to the overlapping canopies (See Dosage Reduction Considerations). Also, because of close proximity of trees, it may be necessary to apply Cambistat to outer perimeter of clumped trees.

Multi-stem Split Below DBH: For a tree that has multiple stems splitting below DBH, measure the tree at the narrowest point between the root flare and the split.

Stem Clusters: For trees that are grown too close together to be treated as individual trees, measure the DBH of each stem and add the measurements together. You may need to make rate reductions due to overlapping canopies (see Dosage Reduction Considerations). Also, because of close proximity of trees, it may be necessary to apply Cambistat to outer perimeter of clumped trees.

Tree Splits at DBH: For a tree that splits into two or more stems at DBH, measure and add the diameter of the stems and measure the narrowest point below the split. Take the average of these values.

DOSAGE REDUCTION CONSIDERATIONS

Canopy Missing: Look at the canopy of the tree and compare it to a “normal” canopy for that trunk diameter. For example, if a tree is missing large branches from storm damage or utility line clearance pruning it is necessary to estimate the percentage of canopy missing and subtract this percentage from the dosage amount. i.e. subtract 30% from dosage if 30% is missing from the canopy.

Canopy Suppression: Trees growing in close proximity to other trees, multi-stemmed trees, and trees growing in clusters may have overlapping canopies. Your judgment is required to compare the canopies of these trees to the “normal” canopy for trees with similar trunk diameter. It may be necessary to reduce the dosage amount based on the percent of suppression and canopy overlap.

Stressed or Declining Trees: Dosage rates for trees that have lost canopy from construction damage, storm damage, insects, disease, girdling roots and/or other types of stress must be reduced to minimize the risk of over-regulation. A full dose of Cambistat applied to a tree with small, thin, or declining canopy may result in smaller leaves and a sparse canopy.

- Reduce the dosage rate on highly stressed trees by 25% or more.
- Trees that show significant stress and are in rapid decline are NOT good candidates for treatment.
- For stressed trees, consider that additional canopy may decline before treatment response begins so you may need to reduce the dose by more than what is presently missing.

Trees with Confined or Compromised Root Systems:

Trees in sidewalk boxes, above ground planters, and new transplants may absorb Cambistat from the treatment area in a higher proportion than a tree with a full root system. Reduce the dosage rate by 25% or more.

MIXING PRO

Dilute 1 part Cambistat with 11 large Ready-To-Use solution, cor Cambistat with 11 quarts of water solution. See table 1 for additor mixing large amounts of Cambis that will be used within that day. applied with equipment that has

Table 1: Examples of the volur
Water needed to mak

Volume of Cambistat	Volume of
1 qt	11 qua
1 gallon	11 galli
4 gallons	44 galli

If applying mixture to compacted soils, or other hard-to-wet soils, i organosilicone wetting agent (su penetration of the soil. Mix appr surfactant per 3 gallons or 1 pint lons. Follow all label directions a surfactant product label.

APPLICATION

Soil Injection

Inject the Ready-To-Use solution inches deep at 50 – 200 psi usin 5. Orient injection orifices to rele horizontally at the point of inject



Proportion: Trees growing in close proximity, multi-stemmed trees, and trees growing together have overlapping canopies. Your judgment is needed to compare the canopies of these trees. A "normal" canopy for trees with similar trunk diameters may be necessary to reduce the dosage based on the percent of suppression and canopy loss.

Declining Trees: Dosage rates for trees showing signs of decline from construction damage, storm damage, disease, girdling roots and/or other factors must be reduced to minimize the risk of mortality. A full dose of Cambistat applied to a declining tree may result in a thin, sparse canopy. Increase the dosage rate on highly stressed trees by 25%.

Trees showing significant stress and are in rapid decline are NOT good candidates for treatment. For declining trees, consider that additional canopy loss may occur before treatment response begins so reduce the dose by more than what is recommended.

Confined or Compromised Root Systems: Trees in containers, walk boxes, above ground planters, and other confined spaces may absorb Cambistat from the treatment at a higher proportion than a tree with a full root system. Reduce the dosage rate by 25% or more.

MIXING PROCEDURE

Dilute 1 part Cambistat with 11 parts water. To make a large Ready-To-Use solution, combine 1 quart of Cambistat with 11 quarts of water to make 3 gallons of solution. See table 1 for additional examples. When mixing large amounts of Cambistat, mix only the amount that will be used within that day. Cambistat is best applied with equipment that has constant agitation.

Table 1: Examples of the volumes of Cambistat and Water needed to make Ready-To-Use solution.

Volume of Cambistat	Volume of Water	Makes
1 qt	11 quarts	3 gallons
1 gallon	11 gallons	12 gallons
4 gallons	44 gallons	48 gallons

If applying mixture to compacted soils, high clay content soils, or other hard-to-wet soils, use a nonionic, organosilicone wetting agent (surfactant) to increase penetration of the soil. Mix approximately 1/2 ounce surfactant per 3 gallons or 1 pint surfactant per 100 gallons. Follow all label directions and precautions on the surfactant product label.

APPLICATION METHODS

Soil Injection

Inject the Ready-To-Use solution approximately 2 – 6 inches deep at 50 – 200 psi using the volumes in Table 1. Orient injection orifices to release the diluted product horizontally at the point of injection. Divide the required

dose evenly among injection sites spaced as uniformly as possible around the base of the tree. Position the injection sites to release the diluted Cambistat as close as possible to the point of contact between the soil and the tree beneath the soil so that the solution is readily absorbed by the tree (Figure 1). Locate injection sites next to buttress roots (Figure 1). For trees less than 6 inches DBH, use at least 4 injection sites evenly spaced around the tree.

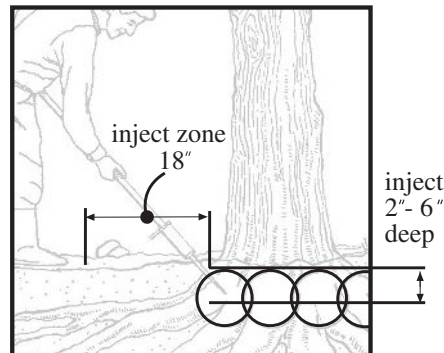


Figure 1 - Placement of Cambistat as a soil-injected treatment.

Soil Basal Drench

Carefully dig a shallow furrow around the tree, use the volumes of Cambistat created by using the volumes of Cambistat and water into the furrow using the volumes of Cambistat and water absorbed by the soil, and a soil dam may be created.



Figure 1
drench

APPLICATION TIMING

For a more manicured look and faster regrowth and a more natural appearance.

Soil applications can be made in late winter or early spring. When applied to the soil, Cambistat is absorbed by the tree (sub-apical meristems) in a basal drench, uptake of Cambistat

For questions, contact Rainforest Solutions.

Evenly among injection sites spaced as uniformly as possible around the base of the tree. Position the injection sites to release the diluted Cambistat as far as possible to the point of contact between the trunk and the tree beneath the soil so that the solution is readily absorbed by the tree (Figure 1). Locate injection sites next to buttress roots (Figure 1). For trees less than 6 inches DBH, use at least 4 injection sites spaced around the tree.

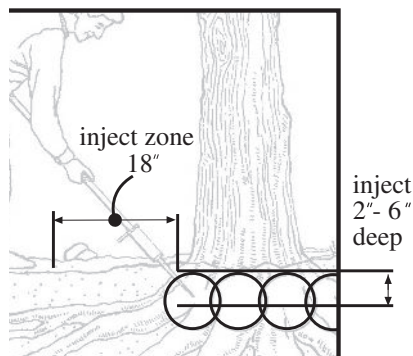


Figure 1 - Placement of Cambistat as a soil-injected treatment.

Soil Basal Drench

Carefully dig a shallow furrow 2 – 6 inches deep around the base of the tree. If treating an individual tree, use the volumes determined in Table 4. If treating multiple trees, a Ready-To-Use solution can be created by using the volumes in Table 5. Carefully pour the Ready-To-Use solution evenly around the tree into the furrow using an applicator that provides a controlled flow. Make the application at the point of contact between the soil and the tree trunk (Figure 2). After the diluted product has been absorbed by the soil, refill the furrow with untreated soil. Note: If making an application on a slope, a soil dam may be created to contain the application within the furrow.

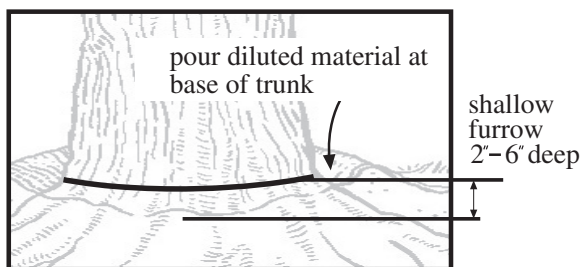


Figure 2 - Placement of Cambistat as a basal drench.

APPLICATION TIMING

For a more manicured look, apply Cambistat to trees 30 to 180 days before they are pruned. To allow some regrowth and a more natural look, apply Cambistat at the time of pruning.

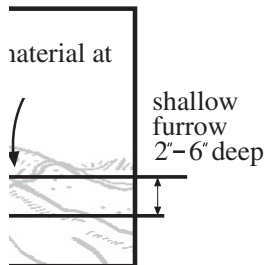
Soil applications can be made throughout the year, except when the soil is frozen or saturated with water. Note: When applied to the soil, Cambistat is absorbed by tree roots and translocated to the growing points (sub-apical meristems) in response to evaporative water loss (transpiration). If applications are made after leaf drop, uptake of Cambistat will not occur until development of new leaves and resumption of transpiration.

For questions, contact Rainbow Treecare Scientific Advancements at 877-272-6747.

Table 2: LANDSCAPE

Species	Category
Acacia	
Ailanthus	
Alder	
Anaqua	
Arborvitae	
Ash	
Aspen	
Australian Bottle	
Australian Pine/Casuarina	
Bald Cypress	
Banyan Ficus	
Basswood-American	
Baytree	
Beech	
Birch	
Bischofia	
Black Gum/Tupelo	
Bottlebrush	
Boxelder	
Buckeye	
Buttonwood	
California Pepper	
Camphor	
Catalpa	
Cedar - Deodora	
Cedar - All Others	
Cherry - Black	
Cherry - Laurel	
Cherry - Ornamental	
Chinaberry	
Chinese Pistache	
Cottonwood*	
Crabapple	
Crape Myrtle	
Cryptomeria	
Cypress - Leyland	
Cypress - All Others	
Ebony - Texas	
Elm - Cedar	
Elm - Chinese/Lacebark	
Elm - Siberian	
Elm - All Others	
Eucalyptus	

At the base of the tree. If treating an individual multiple trees, a Ready-To-Use solution can be the Ready-To-Use solution evenly around the controlled flow. Make the application at the (Figure 2). After the diluted product has been applied. Note: If making an application on a slope, apply in the furrow.



Material at

180 days before they are pruned. To allow some time of pruning.

When the soil is frozen or saturated with water. Note: Water is not translocated to the growing points (transpiration). If applications are made after leaf fall of new leaves and resumption of transpiration.

Phone numbers at 877-272-6747.

Table 2: LANDSCAPE APPLICATION: Tree reference list and dosage rates

Species	Category	Species	Category	Species	Category	Species	Category
Acacia	F	Ficus	F	Oak - Laurel	F	Tallow - Chinese	F
Ailanthus	D	Fir - All Species	F	Oak - Live (<10" DBH)	B	Tamarisk/Saltcedar	F
Alder	F	Ginkgo	F	Oak - Live (>10" DBH)	E	Tepeguaje	E
Anaqua	E	Gumbo Limbo	F	Oak - Pin	E	Tulip/Yellow Poplar	F
Arborvitae	F	Hackberry	F	Oak - Post	E	Tupelo/Black Gum	B
Ash	F	Hawthorn	C	Oak - Red	E	Walnut	E
Aspen	F	Hemlock	F	Oak - Sand Shinnery	E	Waxmyrtle - Pacific	F
Australian Bottle	C	Hickory	E	Oak - Scarlet	E	Willow	F
Australian Pine/Casaurina	A	Holly - American	E	Oak - Shumard	E	Xylosma	C
Bald Cypress	F	Holly - Nellie Stevens	E	Oak - Valley	F	Yellow Poplar/Tulip	F
Banyan Ficus	F	Holly - Yaupon	B	Oak - Water	E	Yew	F
Basswood-American	A	Hong Kong Orchid Tree	C	Oak - White	D	Zelkova	B
Baytree	E	Horsechestnut	C	Oak - Willow	E		
Beech	E	Huisache	E	Oleander	C		
Birch	F	Ironwood/Hornbeam	D	Olive - Black	F		
Bischofia	F	Jacaranda	F	Olive - European	E		
Black Gum/Tupelo	B	Juniper	F	Olive - Russian	E		
Bottlebrush	F	Katsura	A	Orchid Tree - Hong Kong C	F		
Boxelder	A	Larch	F	Osage Orange	C		
Buckeye	D	Laurel	F	Palms	F		
Buttonwood	F	Lilac - Japanese	E	Paloverde	E		
California Pepper	C	Linden	A	Paulownia	E		
Camphor	E	Locust - Black	F	Pear - Ornamental	F		
Catalpa	E	Locust - Honey	E	Pecan	E		
Cedar - Deodora	E	Lombardy Poplar	F	Persimmon	C		
Cedar - All Others	F	Lysiloma	F	Photinia	E		
Cherry - Black	F	Magnolia	F	Pines*	F		
Cherry - Laurel	E	Mahogany	F	Plum - Ornamental	E		
Cherry - Ornamental	E	Maple - Amur	B	Poinciana	F		
Chinaberry	E	Maple - Bigleaf	D	Poplar - Lombardy	F		
Chinese Pistache	E	Maple - Japanese (Caution)**	A	Raintree - Golden	F		
Cottonwood*	F	Maple - Norway	B	Redcedar - Eastern	F		
Crabapple	F	Maple - Red	B	Redwood	F		
Crape Myrtle	B	Maple - Silver	D	Rosewood/Tipuana	C		
Cryptomeria	F	Maple - Sugar	B	Saltcedar/Tamarisk	F		
Cypress - Leyland	F	Melaleuca	F	Sassafras	E		
Cypress - All Others	B	Mesquite	E	Sea Grape	E		
Ebony - Texas	F	Mimosa	F	Soapberry	E		
Elm - Cedar	B	Mountain Ash	B	Spruce*	F		
Elm - Chinese/Lacebark	A	Mulberry	F	Sugarberry/Southern Hackberry	F		
Elm - Siberian	A	Oak - Black	E	Sumac - African	E		
Elm - All Others	B	Oak - Blackjack	E	Sycamore	F		
Eucalyptus	F	Oak - Bur	D	Tabebuia	F		

* These species typically show less growth reduction compared to other species.

** Japanese Maple can be easily over regulated, field reports suggest 1/2 A rate may be more appropriate.



Table 3: RIGHTS-OF-WAY APPLICATIONS: Tree reference list and dosage rates

Species	Category	Species	Category	Species	Category	Species	Category
Acacia	F	Elm (>10" DBH) - All Others	C	Melaleuca	F	Saltcedar/Tamarisk	F
Ailanthus	D	Elm (<10" DBH) - All Others	B	Mesquite	E	Sassafras	E
Alder	F	Eucalyptus	F	Mimosa	E	Sea Grape	E
Anaqua	E	Ficus	F	Mountain Ash	B	Soapberry	E
Arbovitae	F	Fir	F	Mulberry	F	Spruce*	F
Ash	F	Ginkgo	F	Oak - Black	E	Sugarberry/Southern Hackberry	F
Aspen	F	Gumbo Limbo	F	Oak - Blackjack	E	Sumac - African	E
Australian Bottle	C	Hackberry	F	Oak - Bur	D	Sweetgum (eastern US)	A
Australian Pine/Casaurina	B	Hawthorn	D	Oak - Laurel	F	Sweetgum (western US)	B
Bald Cypress	F	Hemlock	F	Oak - Live (>10" DBH)	E	Sycamore	F
Banyan - Ficus	F	Hickory	E	Oak - Live (<10" DBH)	C	Tabebuia	F
Basswood-American (>10" DBH)	B	Holly - American	E	Oak - Pin	E	Tallow - Chinese	F
Basswood-American (<10" DBH)	A	Holly - Nellie Stevens	E	Oak - Post	E	Tamarisk/Saltcedar	F
Baytree	E	Holly - Yaupon	B	Oak - Red	E	Tepeguaje	E
Beech	E	Hong Kong Orchid Tree	C	Oak - Sand Shinnery	E	Tulip/Yellow Poplar	F
Birch	F	Horsechestnut	C	Oak - Scarlet	E	Tupelo/Black Gum	C
Bischofia	F	Huisache	E	Oak - Shumard	E	Walnut	E
Black Gum/Tupelo	C	Ironwood/Hornbeam	D	Oak - Valley	F	Waxmyrtle - Pacific	F
Bottlebrush	F	Jacaranda	F	Oak - Water	E	Willow	F
Boxelder	B	Juniper	F	Oak - White	E	Xylosma	C
Buckeye	D	Katsura - Japanese	B	Oak - Willow	E	Yellow Poplar/Tulip	F
Buttonwood	F	Larch	F	Oleander	C	Yew	F
California Pepper	C	Laurel	F	Olive - Black	F	Zelkova	B
Camphor	E	Lilac - Japanese	E	Olive - European	E		
Catalpa	F	Linden (>10" DBH)	B	Olive - Russian	E	*	
Cedar - Deodora	E	Linden (<10" DBH)	A	Orchid Tree - Hong Kong	C		
Cedar - All Others	F	Locust - Black	F	Osage Orange	F		
Cherry - Black	F	Locust - Honey	E	Palms	F		
Cherry - Laurel	E	Lombardy Poplar	F	Paloverde	E		
Cherry - Ornamental	E	Lysiloma	F	Paulownia	E		
Chinaberry	E	Magnolia	F	Pear - Ornamental	F		
Chinese Pistache	E	Mahogany	F	Pecan	E	**	
Cottonwood*	F	Maple - Amur	B	Persimmon	B		
Crabapple	F	Maple - Bigleaf	E	Photinia	E		
Crape Myrtle	C	Maple - Japanese - CAUTION**	A	Pines*	F		
Cryptomeria	F	Maple - Norway (>10" DBH)	C	Plum - Ornamental	E		
Cypress - Leyland	F	Maple - Norway (<10" DBH)	B	Poinciana	F		
Cypress - All Others	B	Maple - Red (>10" DBH)	C	Poplar - Lombardy	F		
Dogwood - CAUTION**	A	Maple - Red (<10" DBH)	B	Raintree - Golden	F		
Ebony - Texas	F	Maple - Silver (>10" DBH)	D	Redbud	A		
Elm - Cedar	B	Maple - Silver (<10" DBH)	C	Redcedar - Eastern	F		
Elm - Chinese/Lacebark	A	Maple - Sugar (>10" DBH)	C	Redwood	F		
Elm - Siberian	A	Maple - Sugar (<10" DBH)	B	Rosewood/Tipuana	C		

Table 4: Cambistat individual dose rate sheet. Mix with water.

DBH Inches	Category A		Category B		Category C
	ml Cambistat	ml Water	ml Cambistat	ml Water	ml Cambistat
4	17	185	23	250	42
5	21	230	28	310	52
6	25	275	33	370	63
7	44	480	58	645	73
8	50	550	67	735	83
9	56	620	75	825	94
10	63	690	83	920	104
11	69	755	92	1010	115
12	75	825	100	1100	125
13	81	900	108	1190	135
14	88	965	117	1285	146
15	94	1030	125	1375	156
16	100	1100	133	1470	167
17	106	1170	142	1560	177
18	113	1240	150	1650	188
19	119	1310	158	1745	198
20	125	1375	167	1835	208
21	131	1445	175	1925	219
22	138	1515	183	2020	229
23	144	1580	192	2110	240
24	150	1650	200	2200	250
25	156	1720	208	2295	260
26	162	1787	217	2385	271
27	169	1855	225	2475	281
28	175	1925	233	2570	292
29	181	1995	242	2660	302
30	188	2060	250	2750	313
31	194	2130	258	2840	323
32	200	2200	267	2930	333
33	206	2270	275	3025	345
34	213	2340	283	3120	354
35	219	2405	292	3210	365
36	225	2475	300	3300	375
37	231	2545	308	3390	386
38	238	2610	317	3480	396
39	244	2680	325	3575	406
40	250	2750	333	3670	417
41	256	2820	342	3760	427
42	263	2890	350	3850	438
43	269	2955	358	3940	448
44	275	3025	367	4035	458
45	281	3095	375	4125	469
46	288	3160	383	4220	479
47	294	3230	392	4310	490
48	300	3300	400	4400	500
49	306	3370	408	4490	510
50	313	3440	417	4585	521

These species typically show less growth reduction compared to other species.

** Dogwoods and Japanese Maples are very sensitive to Cambistat and can be easily over-regulated. Field reports suggest 1/2 A rate may be more appropriate.



Species	Category
cedar/Tamarisk	F
safrans	E
Grape	E
lpberry	E
uce*	F
rberry/Southern Hackberry	F
rac - African	E
etgum (eastern US)	A
etgum (western US)	B
amore	F
ebuia	F
ow - Chinese	F
arisk/Saltcedar	F
eguaje	E
p/Yellow Poplar	F
elo/Black Gum	C
Inut	E
xmyrtle - Pacific	F
low	F
asma	C
ow Poplar/Tulip	F
/	F
cova	B

Use species typically with less growth reduction compared to other species.

Softwoods and Japanese species are very sensitive to Cambistat and can be easily over-regulated. Field reports suggest a rate may be more appropriate.

Table 4: Cambistat individual dose rate sheet. Mix the required volume of Cambistat with the required volume of water.

DBH Inches	Category A		Category B		Category C		Category D		Category E		Category F	
	ml Cambistat	ml Water	ml Cambistat	ml Water	ml Cambistat	ml Water	ml Cambistat	ml Water	ml Cambistat	ml Water	ml Cambistat	ml Water
4	17	185	23	250	42	460	46	510	50	550	67	735
5	21	230	28	310	52	575	57	630	63	690	83	920
6	25	275	33	370	63	690	69	760	75	825	100	1100
7	44	480	58	645	73	805	80	885	88	965	117	1285
8	50	550	67	735	83	920	92	1000	100	1100	133	1470
9	56	620	75	825	94	1030	103	1135	113	1240	150	1650
10	63	690	83	920	104	1145	115	1260	125	1375	167	1835
11	69	755	92	1010	115	1260	126	1390	138	1515	183	2020
12	75	825	100	1100	125	1375	138	1515	150	1650	200	2200
13	81	900	108	1190	135	1490	149	1640	163	1790	217	2385
14	88	965	117	1285	146	1605	160	1765	175	1925	233	2570
15	94	1030	125	1375	156	1720	172	1895	188	2065	250	2750
16	100	1100	133	1470	167	1835	183	2020	200	2200	267	2935
17	106	1170	142	1560	177	1950	195	2145	213	2340	283	3120
18	113	1240	150	1650	188	2065	206	2270	225	2475	300	3300
19	119	1310	158	1745	198	2177	218	2395	238	2615	317	3485
20	125	1375	167	1835	208	2290	229	2520	250	2750	333	3670
21	131	1445	175	1925	219	2410	241	2650	263	2890	350	3850
22	138	1515	183	2020	229	2520	252	2775	275	3025	367	4035
23	144	1580	192	2110	240	2635	264	2900	288	3165	383	4220
24	150	1650	200	2200	250	2750	275	3025	300	3300	400	4400
25	156	1720	208	2295	260	2865	287	3150	313	3440	417	4585
26	162	1787	217	2385	271	2980	298	3277	325	3575	433	4765
27	169	1855	225	2475	281	3095	310	3400	338	3715	450	4950
28	175	1925	233	2570	292	3210	321	3530	350	3850	467	5135
29	181	1995	242	2660	302	3320	332	3660	363	3990	483	5320
30	188	2060	250	2750	313	3440	344	3780	375	4125	500	5500
31	194	2130	258	2840	323	3550	355	3910	388	4265	517	5685
32	200	2200	267	2930	333	3670	367	4035	400	4400	533	5870
33	206	2270	275	3025	345	3780	378	4160	413	4540	550	6050
34	213	2340	283	3120	354	3900	390	4285	425	4675	567	6235
35	219	2405	292	3210	365	4010	401	4410	438	4810	583	6415
36	225	2475	300	3300	375	4125	413	4540	450	4950	600	6600
37	231	2545	308	3390	386	4240	424	4664	463	5090	617	6780
38	238	2610	317	3480	396	4355	435	4790	475	5225	633	6970
39	244	2680	325	3575	406	4470	447	4915	488	5365	650	7150
40	250	2750	333	3670	417	4585	458	5040	500	5500	667	7335
41	256	2820	342	3760	427	4700	470	5168	513	5640	683	7520
42	263	2890	350	3850	438	4815	481	5295	525	5775	700	7700
43	269	2955	358	3940	448	4930	493	5420	538	5915	717	7885
44	275	3025	367	4035	458	5040	504	5545	550	6050	733	8065
45	281	3095	375	4125	469	5155	516	5670	563	6190	750	8250
46	288	3160	383	4220	479	5270	527	5800	575	6325	767	8435
47	294	3230	392	4310	490	5385	539	5924	588	6463	783	8615
48	300	3300	400	4400	500	5500	550	6050	600	6600	800	8800
49	306	3370	408	4490	510	5615	560	6175	613	6740	817	8985
50	313	3440	417	4585	521	5730	573	6300	625	6875	833	9167

Table 5: Ready-To-Use (RTU) rate sheet and the per hole). Make a RTU solution by co

DBH Inches	Category A		Category B		ml d
	ml dose	# of holes	ml dose	# of holes	
4	202*	BD**	273*	BD**	50
5	251*	BD**	338*	BD**	62
6	300*	BD**	403*	BD**	75
7	525	BD**	700	BD**	87
8	600	BD**	800	3.2	100
9	675	BD**	900	3.6	112
10	750	3	1000	4	125
11	825	3.3	1100	4.4	137
12	900	3.6	1200	4.8	150
13	975	3.9	1300	5.2	162
14	1050	4.2	1400	5.6	175
15	1125	4.5	1500	6	187
16	1200	4.8	1600	6.4	200
17	1275	5.1	1700	6.8	212
18	1350	5.4	1800	7.2	225
19	1425	5.7	1900	7.6	237
20	1500	6	2000	8	250
21	1575	6.3	2100	8.4	262
22	1650	6.6	2200	8.8	275
23	1725	6.9	2300	9.2	287
24	1800	7.2	2400	9.6	300
25	1875	7.5	2500	10	312
26	1950	7.8	2600	10.4	325
27	2025	8.1	2700	10.8	337
28	2100	8.4	2800	11.2	350
29	2175	8.7	2900	11.6	362
30	2250	9	3000	12	375
31	2325	9.3	3100	12.4	387
32	2400	9.6	3200	12.8	400
33	2475	9.9	3300	13.2	412
34	2550	10.2	3400	13.6	425
35	2625	10.5	3500	14	437
36	2700	10.8	3600	14.4	450
37	2775	11.1	3700	14.8	462
38	2850	11.4	3800	15.2	475
39	2925	11.7	3900	15.6	487
40	3000	12	4000	16	500
41	3075	12.3	4100	16.4	512
42	3150	12.6	4200	16.8	525
43	3225	12.9	4300	17.2	537
44	3300	13.2	4400	17.6	550
45	3375	13.5	4500	18	562
46	3450	13.8	4600	18.4	575
47	3525	14.1	4700	18.8	587
48	3600	14.4	4800	19.2	600
49	3675	14.7	4900	19.6	612
50	3750	15	5000	20	625

*The dosage rate for this tree has been adjusted down due to sensitivity of small tree

with the required volume of

Category E Inch	Category F	
	ml Cambistat	ml Water
550	67	735
690	83	920
825	100	1100
965	117	1285
1100	133	1470
1240	150	1650
1375	167	1835
1515	183	2020
1650	200	2200
1790	217	2385
1925	233	2570
2065	250	2750
2200	267	2935
2340	283	3120
2475	300	3300
2615	317	3485
2750	333	3670
2890	350	3850
3025	367	4035
3165	383	4220
3300	400	4400
3440	417	4585
3575	433	4765
3715	450	4950
3850	467	5135
3990	483	5320
4125	500	5500
4265	517	5685
4400	533	5870
4540	550	6050
4675	567	6235
4810	583	6415
4950	600	6600
5090	617	6780
5225	633	6970
5365	650	7150
5500	667	7335
5640	683	7520
5775	700	7700
5915	717	7885
6050	733	8065
6190	750	8250
6325	767	8435
6463	783	8615
6600	800	8800
6740	817	8985
6875	833	9167

Table 5: Ready-To-Use (RTU) rate sheet and the number of soil injection holes needed (based on 250ml delivered per hole). Make a RTU solution by combining 11 parts of water with 1 part of Cambistat.

DBH Inches	Category A		Category B		Category C		Category D		Category E		Category F	
	ml dose	# of holes	ml dose	# of holes	ml dose	# of holes	ml dose	# of holes	ml dose	# of holes	ml dose	# of holes
4	202*	BD**	273*	BD**	500	BD**	550	BD**	600	BD**	800	3.2
5	251*	BD**	338*	BD**	625	BD**	688	BD**	750	3	1000	4
6	300*	BD**	403*	BD**	750	3	825	3.3	900	3.6	1200	4.8
7	525	BD**	700	BD**	875	3.5	963	3.9	1050	4.2	1400	5.6
8	600	BD**	800	3.2	1000	4	1100	4.4	1200	4.8	1600	6.4
9	675	BD**	900	3.6	1125	4.5	1238	5	1350	5.4	1800	7.2
10	750	3	1000	4	1250	5	1375	5.5	1500	6	2000	8
11	825	3.3	1100	4.4	1375	5.5	1513	6.1	1650	6.6	2200	8.8
12	900	3.6	1200	4.8	1500	6	1650	6.6	1800	7.2	2400	9.6
13	975	3.9	1300	5.2	1625	6.5	1788	7.2	1950	7.8	2600	10.4
14	1050	4.2	1400	5.6	1750	7	1925	7.7	2100	8.4	2800	11.2
15	1125	4.5	1500	6	1875	7.5	2063	8.3	2250	9	3000	12
16	1200	4.8	1600	6.4	2000	8	2200	8.8	2400	9.6	3200	12.8
17	1275	5.1	1700	6.8	2125	8.5	2338	9.4	2550	10.2	3400	13.6
18	1350	5.4	1800	7.2	2250	9	2475	9.9	2700	10.8	3600	14.4
19	1425	5.7	1900	7.6	2375	9.5	2613	10.5	2850	11.4	3800	15.2
20	1500	6	2000	8	2500	10	2750	11	3000	12	4000	16
21	1575	6.3	2100	8.4	2625	10.5	2888	11.6	3150	12.6	4200	16.8
22	1650	6.6	2200	8.8	2750	11	3025	12.1	3300	13.2	4400	17.6
23	1725	6.9	2300	9.2	2875	11.5	3163	12.7	3450	13.8	4600	18.4
24	1800	7.2	2400	9.6	3000	12	3300	13.2	3600	14.4	4800	19.2
25	1875	7.5	2500	10	3125	12.5	3438	13.8	3750	15	5000	20
26	1950	7.8	2600	10.4	3250	13	3575	14.3	3900	15.6	5200	20.8
27	2025	8.1	2700	10.8	3375	13.5	3713	14.9	4050	16.2	5400	21.6
28	2100	8.4	2800	11.2	3500	14	3850	15.4	4200	16.8	5600	22.4
29	2175	8.7	2900	11.6	3625	14.5	3988	16	4350	17.4	5800	23.2
30	2250	9	3000	12	3750	15	4125	16.5	4500	18	6000	24
31	2325	9.3	3100	12.4	3875	15.5	4263	17.1	4650	18.6	6200	24.8
32	2400	9.6	3200	12.8	4000	16	4400	17.6	4800	19.2	6400	25.6
33	2475	9.9	3300	13.2	4125	16.5	4538	18.2	4950	19.8	6600	26.4
34	2550	10.2	3400	13.6	4250	17	4675	18.7	5100	20.4	6800	27.2
35	2625	10.5	3500	14	4375	17.5	4813	19.3	5250	21	7000	28
36	2700	10.8	3600	14.4	4500	18	4950	19.8	5400	21.6	7200	28.8
37	2775	11.1	3700	14.8	4625	18.5	5088	20.4	5550	22.2	7400	29.6
38	2850	11.4	3800	15.2	4750	19	5225	20.9	5700	22.8	7600	30.4
39	2925	11.7	3900	15.6	4875	19.5	5363	21.5	5850	23.4	7800	31.2
40	3000	12	4000	16	5000	20	5500	22	6000	24	8000	32
41	3075	12.3	4100	16.4	5125	20.5	5638	22.6	6150	24.6	8200	32.8
42	3150	12.6	4200	16.8	5250	21	5775	23.1	6300	25.2	8400	33.6
43	3225	12.9	4300	17.2	5375	21.5	5913	23.7	6450	25.8	8600	34.4
44	3300	13.2	4400	17.6	5500	22	6050	24.2	6600	26.4	8800	35.2
45	3375	13.5	4500	18	5625	22.5	6188	24.8	6750	27	9000	36
46	3450	13.8	4600	18.4	5750	23	6325	25.3	6900	27.6	9200	36.8
47	3525	14.1	4700	18.8	5875	23.5	6463	25.9	7050	28.2	9400	37.6
48	3600	14.4	4800	19.2	6000	24	6600	26.4	7200	28.8	9600	38.4
49	3675	14.7	4900	19.6	6125	24.5	6738	27	7350	29.4	9800	39.2
50	3750	15	5000	20	6250	25	6875	27.5	7500	30	10000	40

*The dosage rate for this tree has been adjusted down due to sensitivity of small trees in this category. **Use the basal drench application method to apply Cambistat to trees of this size in this category.

Table 6: Partial hole volumes for soil injection (based on 250 ml delivered per hole)

Partial hole	Volume
0.1	25
0.2	50
0.3	75
0.4	100
0.5	125
0.6	150
0.7	175
0.8	200
0.9	225



eeded (based on 250ml delivered part of Cambistat.

Category E		Category F	
ml dose	# of holes	ml dose	# of holes
600	BD**	800	3.2
750	3	1000	4
900	3.6	1200	4.8
1050	4.2	1400	5.6
1200	4.8	1600	6.4
1350	5.4	1800	7.2
1500	6	2000	8
1650	6.6	2200	8.8
1800	7.2	2400	9.6
1950	7.8	2600	10.4
2100	8.4	2800	11.2
2250	9	3000	12
2400	9.6	3200	12.8
2550	10.2	3400	13.6
2700	10.8	3600	14.4
2850	11.4	3800	15.2
3000	12	4000	16
3150	12.6	4200	16.8
3300	13.2	4400	17.6
3450	13.8	4600	18.4
3600	14.4	4800	19.2
3750	15	5000	20
3900	15.6	5200	20.8
4050	16.2	5400	21.6
4200	16.8	5600	22.4
4350	17.4	5800	23.2
4500	18	6000	24
4650	18.6	6200	24.8
4800	19.2	6400	25.6
4950	19.8	6600	26.4
5100	20.4	6800	27.2
5250	21	7000	28
5400	21.6	7200	28.8
5550	22.2	7400	29.6
5700	22.8	7600	30.4
5850	23.4	7800	31.2
6000	24	8000	32
6150	24.6	8200	32.8
6300	25.2	8400	33.6
6450	25.8	8600	34.4
6600	26.4	8800	35.2
6750	27	9000	36
6900	27.6	9200	36.8
7050	28.2	9400	37.6
7200	28.8	9600	38.4
7350	29.4	9800	39.2
7500	30	10000	40

Table 6: Partial hole volumes for soil injection (based on 250 ml delivered per hole)

Partial hole	Volume
0.1	25 ml
0.2	50 ml
0.3	75 ml
0.4	100 ml
0.5	125 ml
0.6	150 ml
0.7	175 ml
0.8	200 ml
0.9	225 ml

STORAGE AND DISPOSAL

Do not contaminate water, food or feed by storage or disposal. Open dumping is prohibited. Do not reuse empty container.

Pesticide Storage: Keep container closed when not in use. Do not store near food or feed. Protect from freezing. In case of spill or leak on floor or paved surfaces, soak up with sand, earth, or synthetic absorbent. Remove to chemical waste area.

Pesticide Disposal: Pesticide wastes are toxic. Improper disposal of excess pesticide, spray mixture, or rinsate is a violation of Federal law. If these cannot be disposed of by use according to label instructions, contact your state pesticide or environmental control agency, or the hazardous waste representative at the nearest EPA regional office for guidance.

Container Disposal: Non-refillable container: Do not reuse or refill this container. Triple rinse or pressure rinse container (or equivalent) promptly after emptying. Offer for recycling, if available or puncture and dispose of in a sanitary landfill, or incineration, or if allowed by state and local authorities, by burning. If burned, stay out of smoke.

Non-refillable <5 gallons: Triple rinse as follows. Empty the remaining contents into application equipment or a mix tank and drain for 10 seconds after the flow begins to drip. Fill the container 1/4 full with water and

(continued)

STORAGE AND D

recap. Shake for 10 seconds. Pour rinsate into application equipment or a mix tank or store for reuse or disposal. Drain for 10 seconds after the flow begins to drip. Repeat this procedure

Pressure rinse as follows: Empty the rinsate into application equipment or a mix tank or collect rinsate for disposal. Insert pressure rinsing nozzle in the container, and rinse at about 40 psi for at least 30 seconds. Drain for 10 seconds after the flow begins to drip.



ethod to apply Cambistat to trees of this size in this category.

AGE AND DISPOSAL

minate water, food or feed by storage. Open dumping is prohibited. Do not dump into any container.

Storage: Keep container closed when not in use. Do not store near food or feed. Protect from sunlight. In case of spill or leak on floor or other surfaces, soak up with sand, earth, or synthetic absorbent. Remove to chemical waste area.

Disposal: Pesticide wastes are toxic. Disposal of excess pesticide, spray mixture, or container must conform with the provisions of Federal law. If these cannot be met, contact your local hazardous waste representative at the nearest regional office for guidance.

Disposal:

Container: Do not reuse or refill this container. Do not use or pressure rinse container (or its contents) until completely empty. Offer for recycling, if available. Do not puncture and dispose of in a sanitary landfill, by incineration, or if allowed by state and local regulations, by burning. If burned, stay out of smoke.

<5 gallons: Triple rinse as follows. Empty container into application equipment or a mix tank and continue to drain for 10 seconds after the flow begins to drip. Repeat this procedure two more times.

(continued)

STORAGE AND DISPOSAL

recap. Shake for 10 seconds. Pour rinsate into application equipment or a mix tank or store rinsate for later use or disposal. Drain for 10 seconds after the flow begins to drip. Repeat this procedure two more times.

Pressure rinse as follows: Empty the remaining contents into application equipment or a mix tank and continue to drain for 10 seconds after the flow begins to drip. Hold container upside down over application equipment or mix tank or collect rinsate for later use or disposal. Insert pressure rinsing nozzle in the side of the container, and rinse at about 40 PSI for at least 30 seconds. Drain for 10 seconds after the flow begins to drip.

CONDITIONS OF SALE AND LIMITATION OF WARRANTY AND LIABILITY

Notice: Read the entire Directions For Use and Conditions of Sale and Limitation of Warranty and Liability before buying or using this product. If the terms are not acceptable, return the product at once, unopened, and the purchase price will be refunded.

Follow the Directions For Use carefully. It is impossible to eliminate all risks inherently associated with the use of this product. Tree injury, ineffectiveness or other unintended consequences may result because of such factors as manner of use or application, weather or tree conditions, presence of other materials or other influencing factors in the use of the product, which are beyond the control of RAINBOW TREECARE SCIENTIFIC ADVANCEMENTS or seller. To the extent consistent with applicable law, all such risks shall be assumed by Buyer and User, and Buyer and User agree to hold RAINBOW TREECARE SCIENTIFIC ADVANCEMENTS and Seller harmless for any claims relating to such factors.

RAINBOW TREECARE SCIENTIFIC ADVANCEMENTS warrants that this product conforms to the chemical description on the label and is reasonably fit for the purposes stated in the Directions For Use, subject to the inherent risks referred to above, when used in accordance with directions under

normal use conditions. This warranty does not extend to the use of the product in violation of the instructions, or under abnormal conditions not reasonably foreseeable by the control of Seller or RAINBOW TREECARE SCIENTIFIC ADVANCEMENTS, or to assume the risk of any such use. RAINBOW TREECARE SCIENTIFIC ADVANCEMENTS MAKES NO WARRANTY OF MERCHANTABILITY OR OF FITNESS FOR PARTICULAR PURPOSE NOR DOES IT MAKE ANY EXPRESS OR IMPLIED WARRANTY AS STATED ABOVE.

To the extent consistent with applicable law, RAINBOW TREECARE SCIENTIFIC ADVANCEMENTS Seller shall not be liable for consequential or special damages or handling of this product. THIS WARRANTY IS CONSISTENT WITH APPLICABLE LAW AND THE EXCLUSIVE LIABILITY OF RAINBOW TREECARE SCIENTIFIC ADVANCEMENTS SELLER FOR ANY AND ALL DAMAGES, INJURIES OR DAMAGES (INCLUDING CONSEQUENTIAL DAMAGES) BASED ON BREACH OF WARRANTY, NEGLIGENCE, TORT, STRICT LIABILITY (WHETHER OR NOT ADVISED) RESULTING FROM THE USE OF THIS PRODUCT, SHALL BE LIMITED TO THE PURCHASE PRICE OF THE PRODUCT. BY THE ELECTION OF RAINBOW TREECARE SCIENTIFIC ADVANCEMENTS SELLER, THE REPLACEMENT

CONDITIONS OF SALE AND LIMITATION OF WARRANTY AND LIABILITY

Read the entire Directions For Use and Conditions of Sale and Limitation of Warranty and before buying or using this product. If the return is not acceptable, return the product at once unopened, and the purchase price will be refunded.

Use the Directions For Use carefully. It is impossible to eliminate all risks inherently associated with the use of this product. Tree injury, ineffectiveness or unintended consequences may result from the use of such factors as manner of use or application, weather or tree conditions, presence of other materials or other influencing factors in the environment, the product, which are beyond the control of RAINBOW TREECARE SCIENTIFIC ADVANCEMENTS or seller. To the extent consistent with applicable law, all such risks shall be assumed by Buyer and User, and Buyer and User agree to hold RAINBOW TREECARE SCIENTIFIC ADVANCEMENTS and Seller harmless for any claims relating to the use of this product or its components or factors.

RAINBOW TREECARE SCIENTIFIC ADVANCEMENTS warrants that this product conforms to the description on the label and is reasonably suitable for the purposes stated in the Directions For Use, subject to the inherent risks referred to above, and is used in accordance with directions under

normal use conditions. This warranty does not extend to the use of the product contrary to label instructions, or under abnormal conditions or under conditions not reasonably foreseeable to or beyond the control of Seller or RAINBOW TREECARE SCIENTIFIC ADVANCEMENTS, and Buyer and User assume the risk of any such use. RAINBOW TREECARE MAKES NO WARRANTIES OF MERCHANTABILITY OR OF FITNESS FOR A PARTICULAR PURPOSE NOR ANY OTHER EXPRESS OR IMPLIED WARRANTY EXCEPT AS STATED ABOVE.

To the extent consistent with applicable law, RAINBOW TREECARE SCIENTIFIC ADVANCEMENTS or Seller shall not be liable for any incidental, consequential or special damages resulting from the use or handling of this product. TO THE EXTENT CONSISTENT WITH APPLICABLE LAW, THE EXCLUSIVE REMEDY OF THE USER OR BUYER, AND THE EXCLUSIVE LIABILITY OF RAINBOW TREECARE SCIENTIFIC ADVANCEMENTS AND SELLER FOR ANY AND ALL CLAIMS, LOSSES, INJURIES OR DAMAGES (INCLUDING CLAIMS BASED ON BREACH OF WARRANTY, CONTRACT, NEGLIGENCE, TORT, STRICT LIABILITY OR OTHERWISE) RESULTING FROM THE USE OR HANDLING OF THIS PRODUCT, SHALL BE THE RETURN OF THE PURCHASE PRICE OF THE PRODUCT OR, AT THE ELECTION OF RAINBOW TREECARE OR SELLER, THE REPLACEMENT OF THE PRODUCT.

RAINBOW TREECARE SCIENTIFIC ADVANCEMENTS and Seller offer this product, and Buyer and User accept it, subject to the foregoing Conditions of Sale and Limitation of Warranty and of Liability, which may not be modified except by written agreement signed by a duly authorized representative of RAINBOW TREECARE SCIENTIFIC ADVANCEMENTS.



Distributed By:
Rainbow Treecare Scientific Advancements
11571 K-Tel Drive
Minnetonka, MN 55343

1-877-272-6747
www.treecarescience.com

©2010 Rainbow Treecare Scientific Advancements.
Patent Pending
Cambistat is a registered trademark of Rainbow Treecare Scientific Advancements.

KEEP OUT OF REACH OF CHILDREN
CAUTION

See additional precautionary statements, First Aid and directions for use inside booklet.

Active Ingredient
Paclobotra

Other Ingredients
Total
Contains 2 lbs.

EPA Reg. No. 74779-3
AD081710

RAINBOW TREECARE SCIENTIFIC ADVANCEMENTS and Seller offer this product, and Buyer and User accept it, subject to the foregoing Conditions of Sale and Limitation of Warranty and of Liability, which may not be modified except by written agreement signed by a duly authorized representative of RAINBOW TREECARE SCIENTIFIC ADVANCEMENTS.




Distributed By:
Rainbow Treecare Scientific Advancements
11571 K-Tel Drive
Minnetonka, MN 55343

1-877-272-6747
www.treecarescience.com

©2010 Rainbow Treecare Scientific Advancements.
Patent Pending
Cambistat is a registered trademark of Rainbow Treecare Scientific Advancements.

KEEP OUT OF REACH OF CHILDREN
CAUTION

See additional precautionary statements, First Aid and directions for use inside booklet.



Cambistat®

Net Contents
1 Gallon
3.78 L

Si usted no entiende la etiqueta, busque a alguien para que se la explique a usted en detalle. (If you do not understand the label, find someone to explain it to you in detail.)

Active Ingredient:

Paclobutrazol: (R*, R*)-(±)-b-[(4-chlorophenyl) Methyl]-a-(1,1-dimethylethyl)-1H-1,2,4-triazole-1-ethanol 22.3%

Other Ingredients 77.7%

Total 100.0%

Contains 2 lbs. active ingredient per gallon



www.treecarescience.com

EPA Reg. No. 74779-3
AD081710

EPA Est. No. 63416-MN-001

Trademarks of Rainbow Treecare Scientific Advancements